

LAB23  
supreme urban living

# Index



.....  
**Vision**  
P. 4



.....  
**Our environmental  
commitment**  
P. 6



.....  
**Designers**  
P. 8



.....  
**Projects**  
P. 10

2



.....  
**To delimit spaces**  
P. 160

3



.....  
**Around plants**  
P. 180


1



.....  
**Furniture to rest**  
P. 36



# 4



.....  
**About cleanliness**  
P.212

# 5



.....  
**About mobility**  
P.242

# 6



.....  
**To inform**  
P.264



.....  
**Materials**  
P.272



.....  
**Contacts**  
P.295





# Public space furniture for a new vision of the city

Arredo urbano per una nova visione della città

Le mobilier urbain pour une nouvelle vision de la ville

Mobiliario urbano para una nueva visión de la ciudad

EN - LAB23 offers public and private customers a wide range of more than 300

products. All are characterised by contemporary design, combining rigid and essential shapes with soft shapes, materials and well thought out construction solutions to ensure high quality, durability, and low maintenance costs.

Each product, designed in collaboration with renowned designers, is monitored from conception to production and from assembly to installation by our internal technicians, who strive to provide the best quality and result that meets our customers' expectations.

IT - LAB23 offre ai clienti pubblici e privati una vasta gamma di oltre 300

prodotti. Tutti sono caratterizzati da un design contemporaneo, che combina forme rigide ed essenziali con forme morbide, materiali e soluzioni costruttive ben studiate per garantire alta qualità, durata e bassi costi di manutenzione.

Ogni prodotto, progettato in stretta collaborazione con rinomati designer, viene seguito dall'ideazione alla produzione, dall'assemblaggio all'installazione dai nostri tecnici interni, che offrono la migliore qualità e un risultato finale che soddisfi le aspettative dei nostri clienti.

FR - LAB23 offre aux clients publics et privés une large gamme de plus de 300 produits. Tous sont caractérisés par un design contemporain, combinant des lignes épurées et essentielles avec des formes douces, des matériaux et des solutions de construction bien étudiés pour garantir une qualité élevée, une durabilité et de faibles coûts d'entretien.

Chaque produit, conçu en étroite collaboration avec des designers de renom, est suivi de la conception à la production, du montage à l'installation par nos techniciens internes, offrant ainsi la meilleure qualité et un résultat final à la hauteur des attentes de nos clients.

ES - LAB23 ofrece a los clientes públicos y privados una amplia gama de más de 300 productos. Todos se caracterizan por un diseño contemporáneo, que combina formas rígidas y esenciales con formas suaves, materiales y soluciones constructivas bien estudiadas para garantizar alta calidad, durabilidad y bajos costos de mantenimiento.

Cada producto, diseñado en estrecha colaboración con diseñadores de renombre, es seguido desde la concepción hasta la producción, desde el montaje hasta la instalación por nuestros técnicos internos, quienes ofrecen la mejor calidad y un resultado final que responde a las expectativas de nuestros clientes.





**Lab23 is committed to constantly evolving to achieve a responsible and sustainable approach to our work.**

**Siamo impegnati quotidianamente in un approccio sostenibile**

**Nous nous engageons chaque jour à adopter une approche durable**

**Estamos comprometidos con un enfoque sostenible a diario.**

EN - As designers, our job is to develop innovative but environment-friendly

products, unique for their quality, functionality and design. Sustainability is an inherent characteristic that is essential for our future and the generations that follow us. We want to create furniture that has the longest lifespan possible with minimal impact on our environment, through:

- conscious research and the purchase of materials that generate as little impact on the environment and where possible are recyclable;
- controlled use of non-recyclable products and packaging;
- working closely with ISO 14001-certified local suppliers;
- using electronic transport;
- the daily management of and reduction of waste, water and energy consumption; and
- by raising the awareness of each of our interlocutors of the importance of adopting an ecological approach.

By taking a conscious, comprehensive, and consistent approach, we can contribute to reducing humanities impact on the environment.

IT - Come designer, il nostro lavoro è sviluppare prodotti innovativi ma rispettosi dell'ambiente, unici per qualità, funzionalità e design. La sostenibilità è una caratteristica intrinseca essenziale per il nostro futuro e per le generazioni che ci seguono. Vogliamo creare prodotti che abbiano la durata più lunga possibile con il minimo impatto sul nostro ambiente, attraverso:

- Ricerca consapevole e acquisto di materiali che generino il minor impatto ambientale e ove possibile siano riciclabili;
- Uso controllato di prodotti e imballaggi non riciclabili;
- Lavoro a stretto contatto con fornitori locali certificati ISO 14001;
- Trasporto elettrico;
- Gestione quotidiana e riduzione del consumo di rifiuti, acqua ed energia;
- Sensibilizzazione di ciascuno dei nostri interlocutori sull'importanza di adottare un approccio ecologico.

È attraverso un approccio globale e coerente che possiamo contribuire a ridurre l'impatto dell'uomo sul suo ambiente.

FR - En tant que concepteurs, notre travail consiste à développer des produits innovants et respectueux de l'environnement, uniques en termes de qualité, de fonctionnalité et de design. La durabilité est une caractéristique intrinsèque essentielle pour notre futur et pour les générations à venir. Nous voulons créer des produits qui ont la plus longue durée de vie possible tout en ayant le moins d'impact sur notre environnement, grâce à :

- La Recherche et le choix responsable de matériaux, si possible recyclables, et ayant le moins d'impact sur l'environnement;
- L'utilisation contrôlée de produits et d'emballages non recyclables ;
- Au travail en étroite collaboration avec les fournisseurs locaux certifiés ISO 14001 ;
- Au transport électrique ;
- La gestion quotidienne et la réduction des déchets, de la consommation d'eau et d'énergie ;
- La sensibilisation de chacune de nos parties prenantes à l'importance d'adopter une approche écologique.

C'est par une approche globale et cohérente que nous pourrions contribuer à réduire l'impact de l'homme sur son environnement.

ES - Como diseñador, nuestro trabajo es desarrollar productos innovadores pero respetuosos con el medio ambiente, únicos en calidad, funcionalidad y diseño. La sostenibilidad es una característica intrínseca esencial para nuestro futuro y para las generaciones que nos siguen. Queremos crear productos que tengan la vida más larga posible con el menor impacto en nuestro medio ambiente, a través de:

- Investigación consciente y compra de materiales que generen el menor impacto ambiental y sean reciclables cuando sea posible;
- Uso controlado de productos y embalajes no reciclables;
- Trabajo en estrecha colaboración con proveedores locales certificados por ISO 14001;
- Transporte eléctrico;
- Gestión y reducción diaria de residuos, consumo de agua y energía;
- Sensibilizar a cada uno de nuestros interlocutores sobre la importancia de adoptar un enfoque ecológico.

Es a través de un enfoque global y coherente que podemos contribuir a reducir el impacto del hombre en su entorno.





**PELIZZARI STUDIO®**



**BARRECA&LAVARRA**



**STÉPHANE CHAPELET**



**KARIM RASHID**

**robertopamio+partners**  
architecture and design



**DINA SHAHAR**



**GIBILLERO DESIGN**

**ONWORKS:**



**VERONICA MAR**

**G. ARCESILAI &  
S. VENTURA**


# We collaborate with prestigious designers to offer unique products

Collaboriamo con designer di prestigio per offrire prodotti unici

Nous collaborons avec des designers prestigieux pour offrir des produits uniques.

Colaboramos con diseñadores de prestigio para ofrecer productos únicos.

AG&P  
greenscape  
+  
cattaneo  
DESIGN



EJECT  
PROJECT

FUKSAS

BUNCH











**We constantly find the  
best solution to give  
shape to brilliant  
ideas.**

**Troviamo sempre la soluzione  
migliore per dare forma alle idee  
brillanti.**

**Nous trouvons toujours la  
meilleure solution pour donner vie  
aux idées brillantes.**

**Siempre encontramos la mejor  
solución para dar forma a ideas  
brillantes.**








RIMINI, ITALY . 2020  
PARCO DEL MARE

**Sardina bench**









— RICCIONE, ITALY . 2020  
CITY CENTER





- ?
- 🍃
- 👥
- ☀️
- 🪑
- 🪵
- 🪴
- 🗑️
- 🚲
- 🧑
- 🏢
- ✉️





PARIS, FRANCE . 2020  
PLACE DE LA NATION

Variations bench










LIGNANO SABBIAADORO, ITALY · 2019  
WATER FRONT


**S Line bench**   **ZEN bench**   **PURE BIN waste bin**   **EIGHT & SIDE bike rack**   **PURE fountain**





- ?
- 🍃
- 👥
- ☀️
- 🚲
- 🗑️
- 🌿
- 🗑️
- 🚲
- 👤
- 📊
- ✉️





PRINCIPALITY OF MONACO. 2017  
MONTECARLO

**Emme bench S bench**





PRINCIPALITY OF MONACO. 2018  
DIGUE JEAN CHARLES REY

**Wave bench S curvo Aveo planter**







CANADA . 2014  
HILTON HOTEL

Crossed collection Onda ashtray



PARTNERSHIP WITH PROGETTO CMR  
MILAN DESIGN WEEK 2018

Smart bench





MOSCOW, RUSSIA . 2018  
NEW MALL IN MOSCOW

Quaddy bench-planter Alfa bench-planter Minillero recycling bin







BERGEN, NORWAY . 2014  
MARITIME MUSEUM

**Zadig Bench**



CAPRI, ITALY . 2016  
EXPO

**Crossed chair**






ALASSIO, ITALY . 2014  
WATERFRONT

**Bench**







BARCELONA, SPAIN . 2011  
IGUZZINI HEADQUARTERS

**Crossed planter**





RIGA, LATVIA . 2012  
PUBLIC PARK

**Bench**







BOLOGNA ITALY  
SQUARE

Easy Bin







RABAT, MAROC 2019  
PARK

**Customized Products**







FRANCE. 2017  
SQUARE

Punka





PRINCIPALITY OF MONACO. 2017  
MONTECARLO

**Aveo Bench**

- ?
- 🍃
- 👥
- ☀️
- 
- 🪑
- 🪴
- 🗑️
- 🚲
- 🚶
- 
- 🏢
- 
- ✉️





MILANO, ITALY. 2015  
EXPO

Customized Product





MARANELLO, ITALY  
FERRARI FACTORY

**Lord**

- ?
- 🍃
- 👥
- ☀️
- 
- 🪑
- 🪵
- 🌿
- 🗑️
- 🚲
- 🧑
- 
- 🏠
- 
- ✉️





SCHIO, ITALY. 2018  
CITY CENTER


Customized Products





# Furniture to rest

**Mobili per il riposo**  
**Mobilier pour se reposer**  
**Mobiliario para el descanso**



**BENCHES, SEATS, STOOLS & PERGOLAS**

PANCHE, SEDIE, SGABELLI & PERGOLATI  
BANCS, SIÈGES, TABOURETS & TONNELLES  
BANCOS, ASIENTOS, TABURETES & PÉRGOLAS





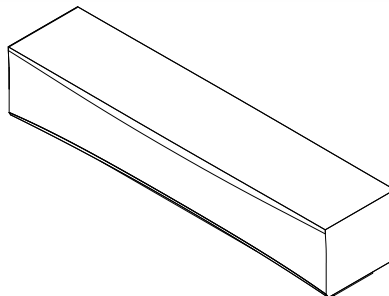



NEW



# Blade bench

— DESIGNED BY  
STÉPHANE CHAPELET



HPRC®

↔ 430 mm

↕ 430 mm

↕ 430 mm

↔ 2000 mm









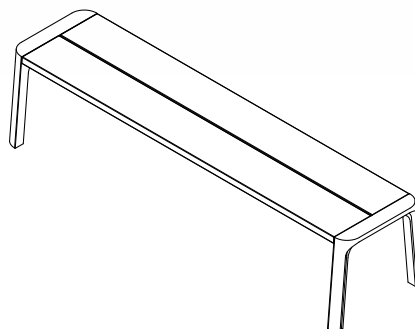
NEW





# Bold bench

DESIGNED BY  
STÉPHANE CHAPELET



PAINTED STEEL  
+ WOOD

450 mm

525 mm

2000 mm



NEW

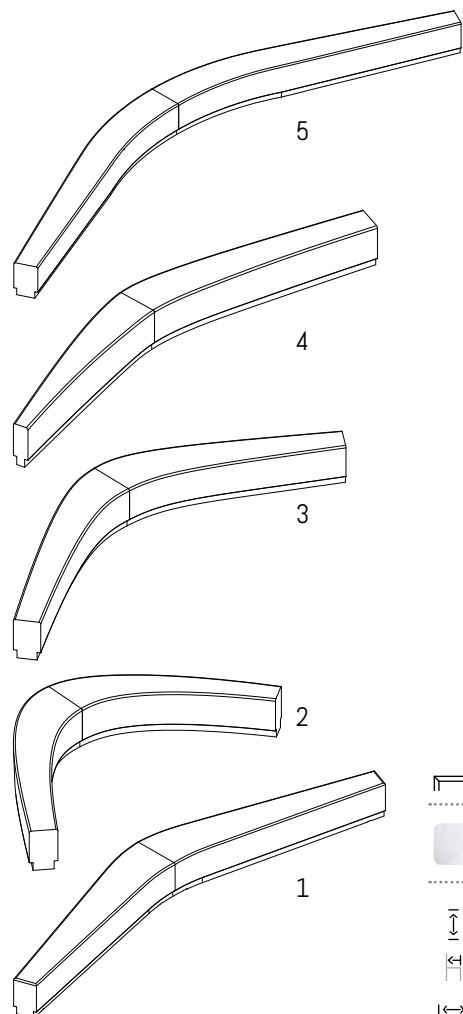






# Boomerang

— DESIGNED BY  
PROGETTO CMR



HPRC®

500 mm

1235 / 1904 / 1637 / 1041 / 1792 mm

6050,6 / 3698,6 / 4980,4 / 5171 / 8013,4 mm



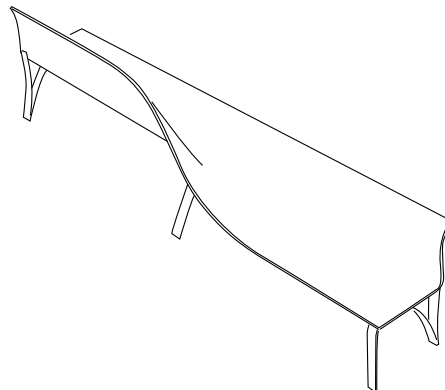
NEW



# Cala

— DESIGNED BY  
VÉRONICA MAR

www.lab23.it



STAINLESS STEEL  
+ HPRC®

740 mm

450 mm

800 mm

3000 mm







NEW

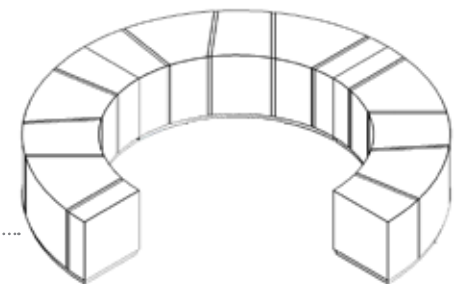






# Coco

— DESIGNED BY  
ONEWORKS



HPRC®

R728

410 mm

1285 mm

2276 mm

R933

410 mm

1740 mm

2686 mm

R1343

410 mm

2150 mm

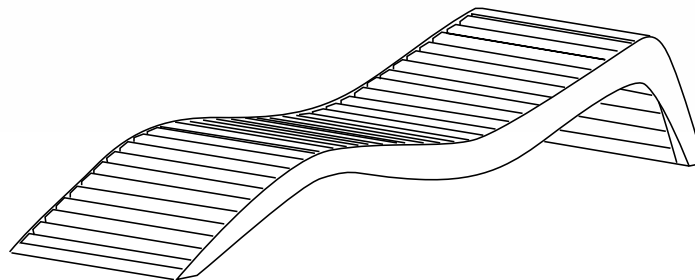
3506 mm



NEW

# Emme sunbed

— DESIGNED BY  
STÉPHANE CHAPELET



PAINTED STEEL  
+ WOOD

390 mm

620 mm

2240 mm





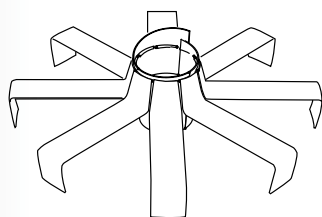
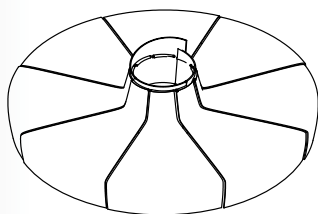






# Flower

— DESIGNED BY  
VERONICA MAR



PAINTED STEEL + HPRC®

↑ ↓ 820 mm  
↔ 450 mm  
↔ 1550 / 520 / 1550 mm  
↔ 1780/3620/3760 mm

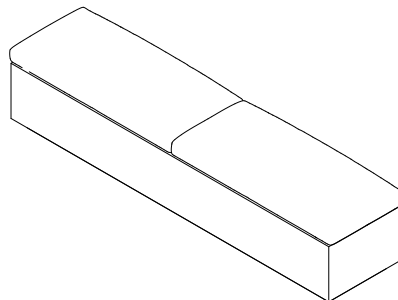


NEW



# Haute Couture

— DESIGNED BY  
STÉPHANE CHAPELET



HPRC®

450 mm

410 / 430 mm

1950 mm





Leather texture  
made with HPRC®





NEW

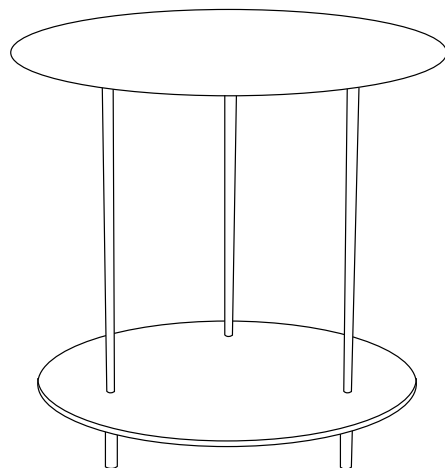






# Islands bench

— DESIGNED BY  
STÉPHANE CHAPELET



PAINTED STEEL  
+ HPRC®

↕ 2300 mm

⊞ 440 mm

↔ 2350 mm

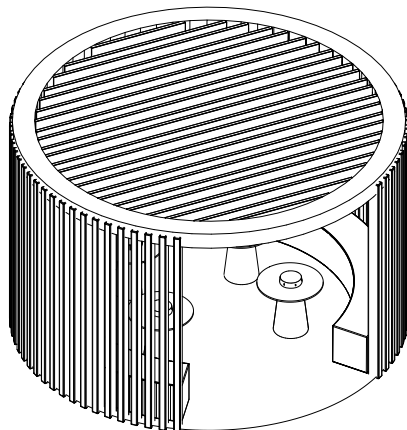


NEW



# Kiosk

— DESIGNED BY  
STÉPHANE CHAPELET



PAINTED STEEL  
+ WOOD

↓ 2500 mm

↔ 440 mm

↔ 4000 mm







TO COMPLETE THE  
'KIOSK' COLLECTION



**Kiosk rectangular** pag 58



**Kiosk planters** pag 185



NEW



TO COMPLETE THE  
'KIOSK' COLLECTION



**Kiosk** pag 57

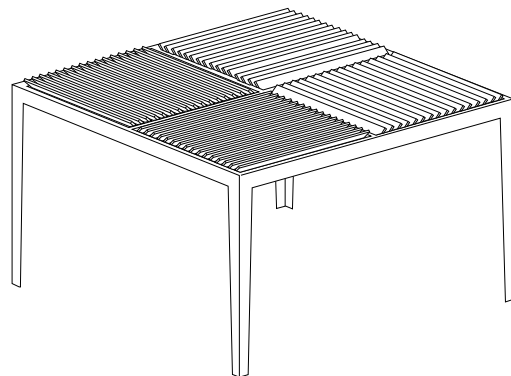


**Kiosk planters** pag 185



# Kiosk rectangular

DESIGNED BY  
STÉPHANE CHAPELET



PAINTED STEEL  
+ WOOD

2600 mm


2250 / 3000 / 4500 mm

2250 / 3000 / 4500 mm



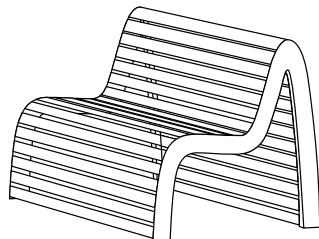
# Emme Seat Emme Bench

— DESIGNED BY  
STÉPHANE CHAPELET



PAINTED STEEL  
+ WOOD

820 mm 450 mm  
450 mm 700 mm



PAINTED STEEL  
+ WOOD

820 mm 450 mm  
450 mm 1800 mm





NEW



TO COMPLETE THE  
'EDGES' COLLECTION



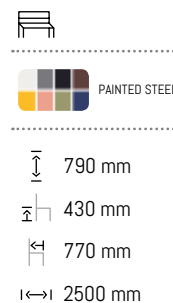
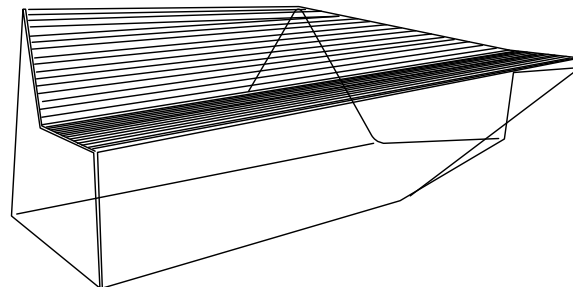
**Edges planter** pag 206



# Lines seat

# Edges bench

— DESIGNED BY  
STÉPHANE CHAPELET



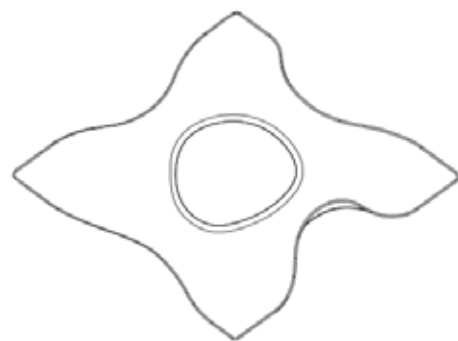
NEW





# minamoro

— DESIGNED BY  
MIRALES TAGLIABUE EMBT



CONCRETE UHPC

430-500 mm

2798 mm

3830 mm

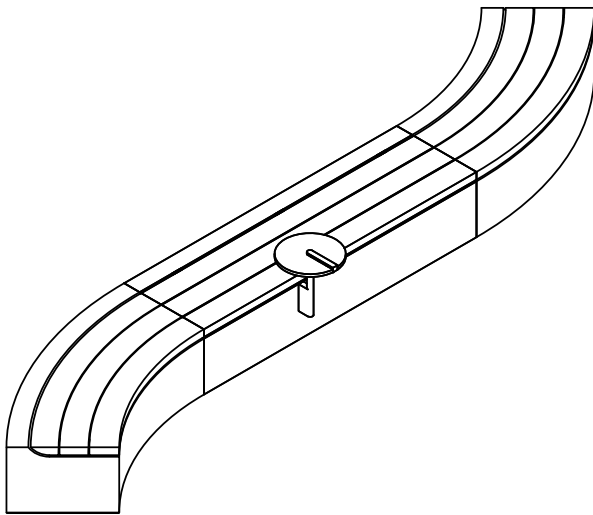


NEW



# mix bench

— DESIGNED BY  
STÉPHANE CHAPELET



HPRC®  
+ EXOTIC WOOD / WPC

↔ 450 mm

↕ 450 mm

↔ 2000 mm





— TO COMPLETE THE  
'MIX' COLLECTION

**Mix bollard** pag 170



NEW







# Precious

— DESIGNED BY  
LAB23



.....



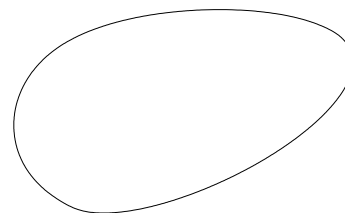
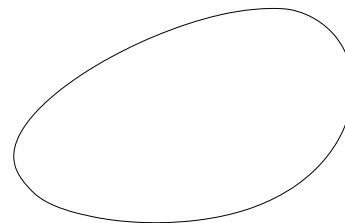
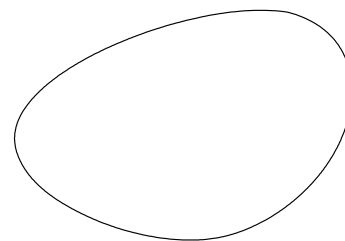
HPRC®

.....

↕ 450 mm

↕ 1285 / 1740 / 2150 mm

↔ 1035 / 1150 / 1500 mm



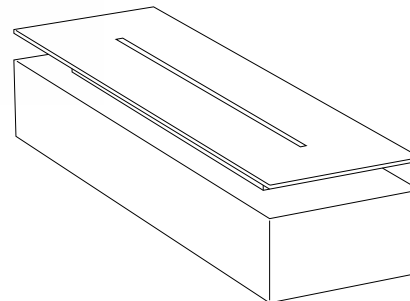
NEW



# Pure bench

— DESIGNED BY

STÉPHANE CHAPELET



HPRC®  
+ PAINTED STEEL

440 mm

600 mm

2000 mm





TO COMPLETE THE  
'PURE' COLLECTION



**Pure fountain**  
pag 159



**Pure barrier**  
pag 173



**Pure bin**  
pag 227



**Pure bus shelter**  
pag 262

NEW



TO COMPLETE THE  
'S' COLLECTION



**S Bench**  
pag 133



**S Line**  
pag 134



**S Curvo+**  
**S Curvo1**  
pag 137



**S Planter**  
pag 133



# S Combo

NEW

DESIGNED BY  
STÉPHANE CHAPELET



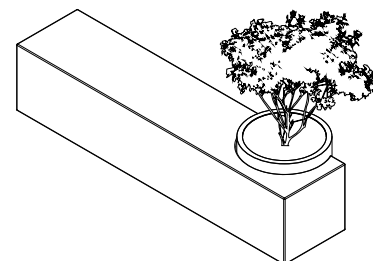
HPRC®  
+ PAINTED STEEL

410 mm

410 mm

410 mm

1795 mm




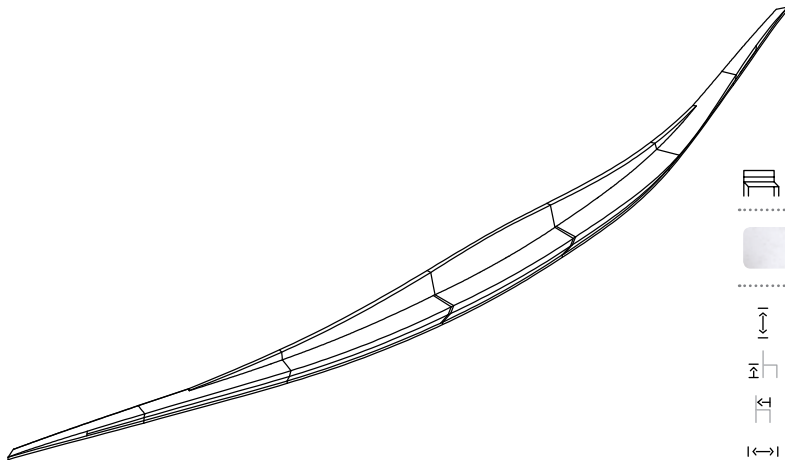
NEW



# Sardina bench

— DESIGNED BY  
LAB23

www.lab23.it




HPRC®

1025 mm

470 mm

440 mm

1850 mm









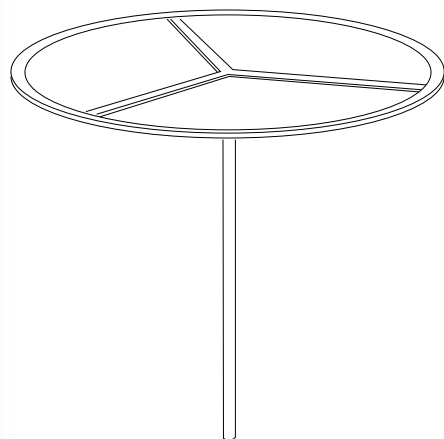
NEW





# Shade pergola

— DESIGNED BY  
STÉPHANE CHAPELET



↕ 2500 mm

↔ 3000 mm




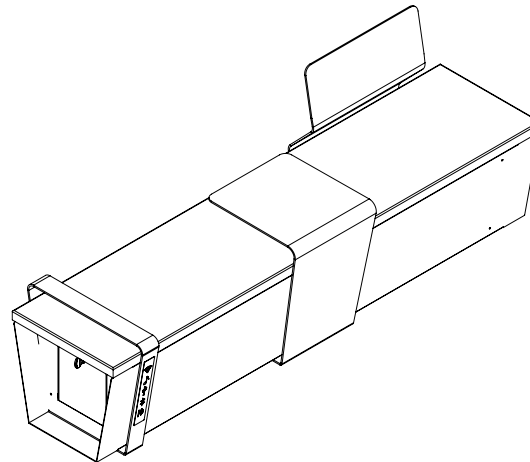
NEW



# Smarty

— DESIGNED BY  
PROGETTO CMR

www.lab23.it



450 mm  
564 mm  
2100 mm






NEW



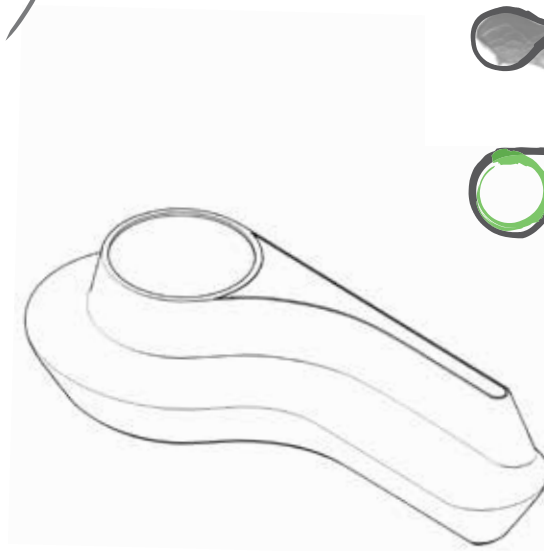




# Soul



— DESIGNED BY  
AG&P  
greenscape  
+  
cattaneo  
DESIGN

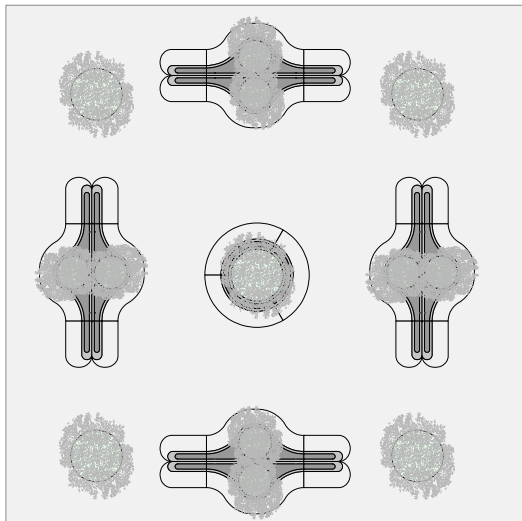
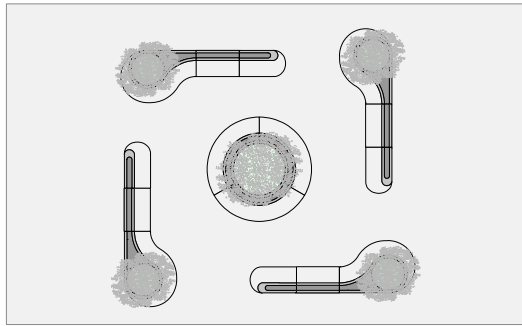
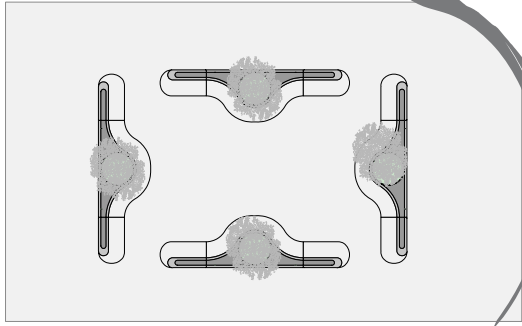


800 mm

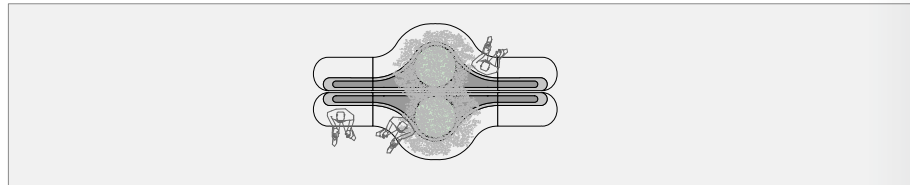
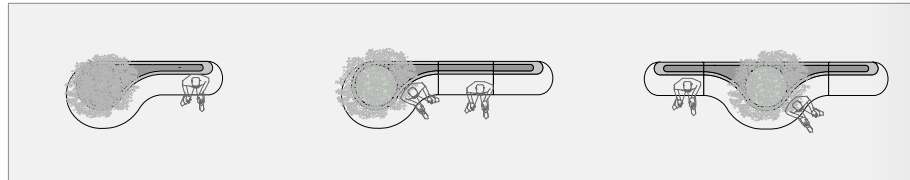
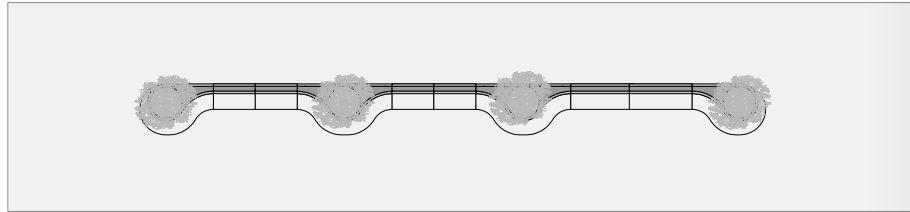
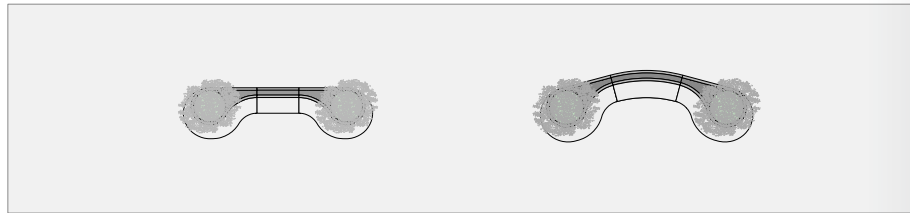
1460 mm

3410 mm





VARIOUS  
COMBINAISONS









NEW



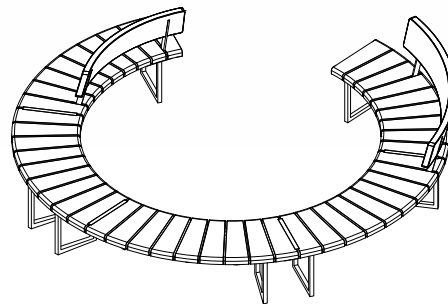


# Variations

— DESIGNED BY  
STÉPHANE CHAPELET



832 mm  
450 mm  
450 mm  
3000 mm

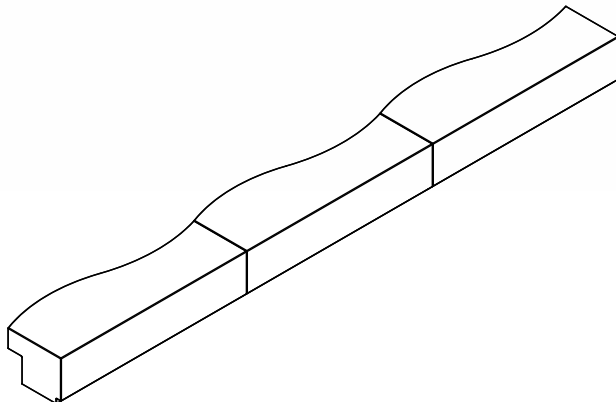


NEW



# Vague bench

— DESIGNED BY  
STÉPHANE CHAPELET



HPRC®

450 mm

660 mm

2500 mm







NEW





# Wing bench

— DESIGNED BY  
STÉPHANE CHAPELET

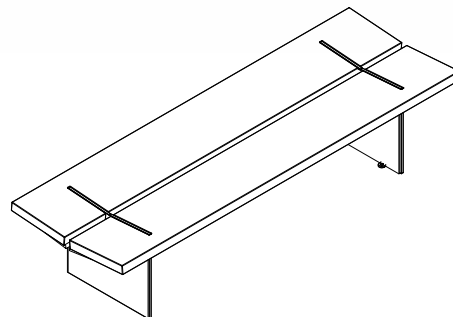


PAINTED STEEL  
+ WOOD

444 mm

660 mm

2000 mm



# Armonia

— DESIGNED BY  
GIBILLERO DESIGN



PAINTED STEEL  
+ WOOD / WPC

810 mm

440 mm

545 / 605 mm

1960 mm











TO COMPLETE THE  
'AVEO' COLLECTION

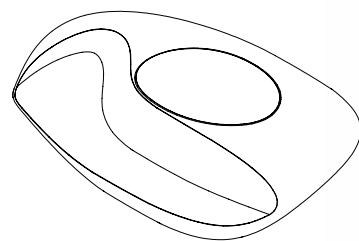


**Aveo Planter** pag 192



# Aveo bench

— DESIGNED BY  
STÉPHANE CHAPELET



HPRC®

745 mm

450 mm

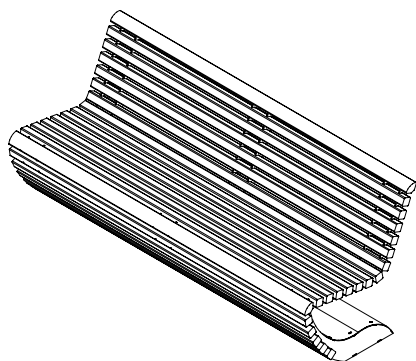
1840 mm

2660 mm



# Bench

— DESIGNED BY  
STÉPHANE CHAPELET



PAINTED STEEL  
+ WOOD

773 mm

460 mm

688 mm

1800 mm











TO COMPLETE THE  
'CORAL' COLLECTION



**Coral Single & Corner**  
pag 98 e 99



**Coral Round**  
pag 195



**Coral Bin & Duo**  
pag 221

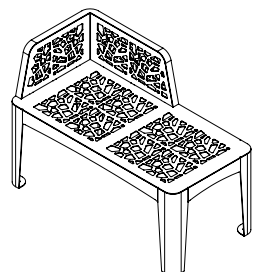
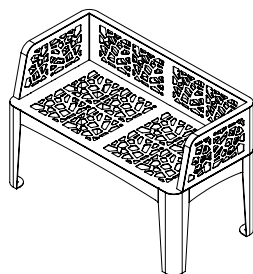


**Coral Cover**  
pag 231 e 235



# Coral bench & chaise longue

— DESIGNED BY  
LAB23




PAINTED STEEL

710 mm

450 mm

530 mm

1060 mm



# Coral single



TO COMPLETE THE  
'CORAL' COLLECTION



**Coral bench**  
pag 97



**Coral Round**  
pag 197



**Coral Bin & Duo**  
pag 223


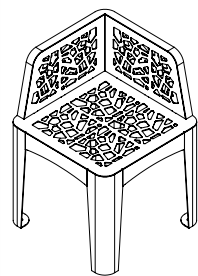


**Coral Cover**  
pag 233 e 237



# Coral corner

— DESIGNED BY  
LAB23




PAINTED STEEL

↕ 710 mm

↔ 450 mm

↕ 530 mm


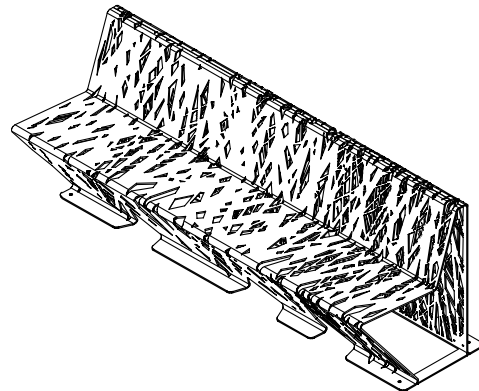
↔ 530 mm



# Crossed bench

— DESIGNED BY  
STÉPHANE CHAPELET

www.lab23.it



730 mm

437 mm

677 mm

1900 mm







TO COMPLETE THE  
'CROSSED' COLLECTION



**Crossed chair**  
pag 103



**Crossed barrier**  
pag 164



**Crossed bollard**  
pag 174



**Crossed planter**  
pag 197



**Crossed bin**  
pag 214

- ?
- 🍃
- 👥
- ☀️
- 
- 🪑
- 🚧
- 🌿
- 🍹
- 🚲
- 🧑
- 
- 📄
- 
- ✉️





TO COMPLETE THE  
'CROSSED' COLLECTION



**Crossed bench**  
pag 100



**Crossed barrier**  
pag 164



**Crossed bollard**  
pag 174



**Crossed planter**  
pag 197



**Crossed bin**  
pag 214



# Crossed chair

DESIGNED BY  
STÉPHANE CHAPELET



COR-TEN® STEEL

PAINTED STEEL

728 mm

435 mm

677 mm

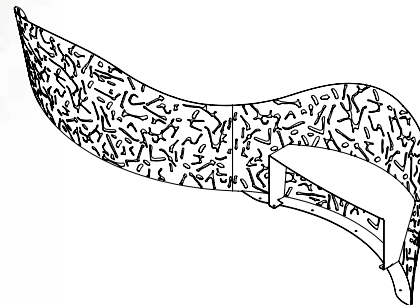

550 mm



# Curvo

— DESIGNED BY  
BUNCH DESIGN

www.lab23.it



COR-TEN® STEEL  
+ WOOD

PAINTED STEEL  
+ WOOD


941 mm

430 mm

1163 mm

3900 mm







TO COMPLETE THE  
'CEKTA' COLLECTION

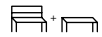
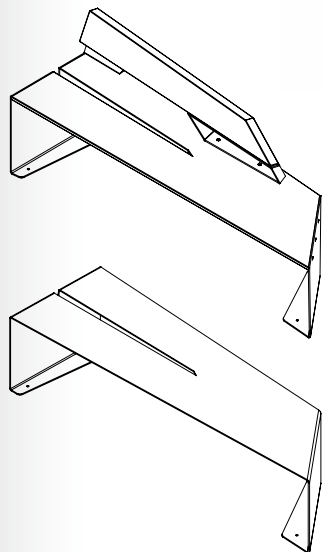


**Cekta bin** pag 218



# Cekta seat

— DESIGNED BY  
STÉPHANE CHAPELET



PAINTED STEEL

PAINTED STEEL  
+ WOOD / WPC

900 mm

450 / 749 mm

622 mm

2042 mm





# Fluxus bench

DESIGNED BY  
ROBERTO SEMPRINI



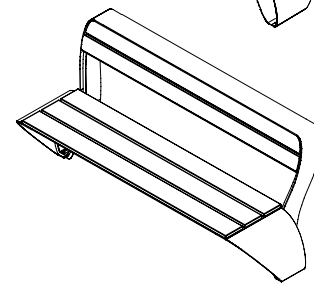
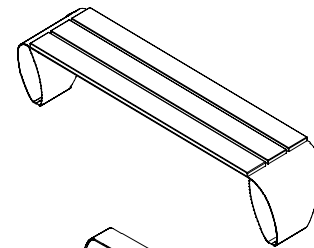
PAINTED STEEL  
+ WPC

900 mm

472 mm

730/450 mm

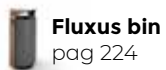
1900 mm







— TO COMPLETE THE  
'FLUXUS' COLLECTION



**Fluxus bin**  
pag 224



**Fluxus bike rack**  
pag 251



**Fluxus**  
pag 270





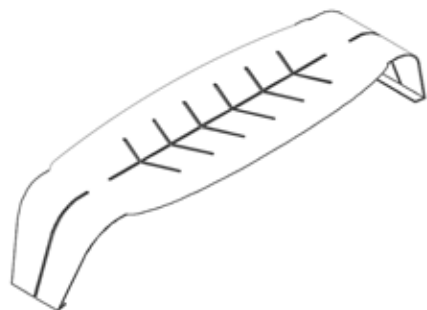






# Foglia


— DESIGNED BY  
GIBILLERO DESIGN



420 mm

600 mm

2400 mm

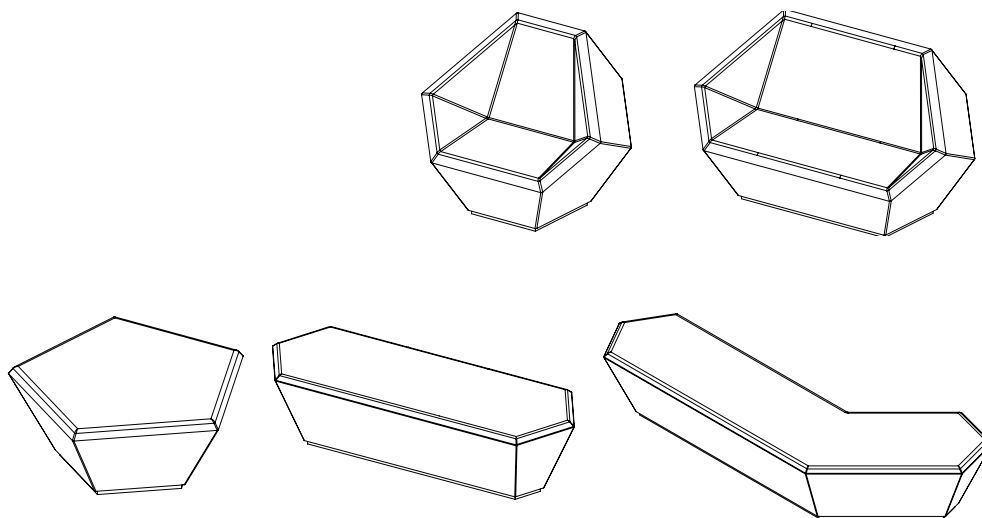




# Fuksas

— DESIGNED BY  
FUKSAS

www.lab23.it



HPRC®  
/ CONCRETE

↕ 968 / 970 mm

⊥ 450 mm

⊥ 1045 / 1046 mm

↔ 1100 / 1640 mm




HPRC®  
/ CONCRETE

↕ 460 / 510 / 510 mm

⊥ 460 / 510 / 510 mm

⊥ 1041 / 650 / 1142 mm

↔ 1090 / 1870 / 2637 mm



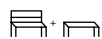








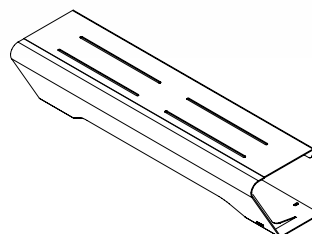
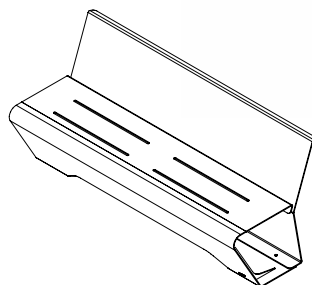


# Horizon

— DESIGNED BY  
STÉPHANE CHAPELET




-  813 mm
-  450 mm
-  475/683 mm
-  1800 mm







TO COMPLETE THE  
'HORIZON' COLLECTION

 **Horizon chair & stool**  
pag 154



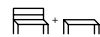
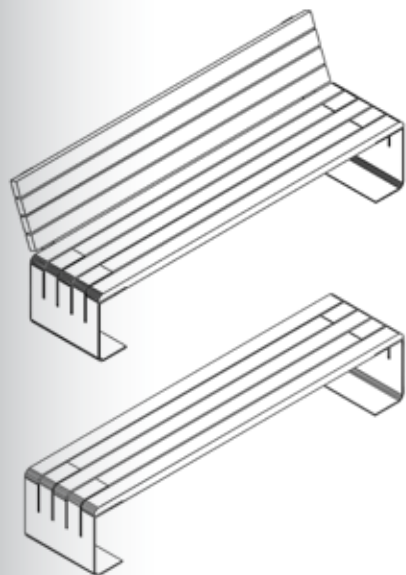






# Incontro

— DESIGNED BY  
GIBILLERO DESIGN



↕ 845 mm    ↕ 420 mm  
↔ 420 mm    ↕ 499 mm  
↕ 700 mm    ↔ 2200 mm  
↔ 2200 mm





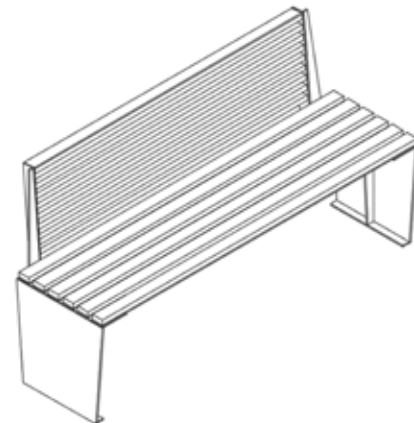
# marilyn bench

— DESIGNED BY  
GIBILLERO DESIGN



PAINTED STEEL  
+ WOOD / WPC

810 mm  
446 mm  
487 mm  
1500 mm







— TO COMPLETE THE  
'MARILYN' COLLECTION



**Marilyn Picnic**  
pag 156







TO COMPLETE THE  
'MOKO' COLLECTION



**Moko wall**  
pag 154

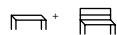
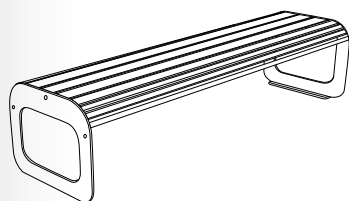
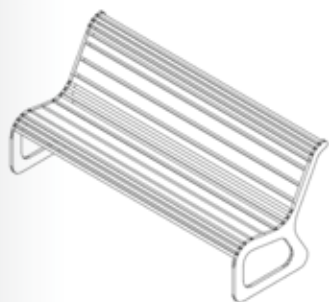


**Moko planter**  
pag 207



# moko seat bench

— DESIGNED BY  
GIBILLERO DESIGN



↕ 405/804 mm

⊥ 405 mm

↔ 756/804 mm

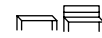
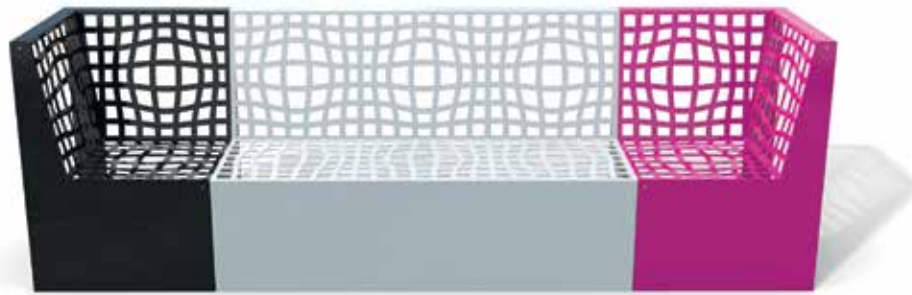
↔ 1840 mm





# Morphoscape

— DESIGNED BY  
KARIM RASHID

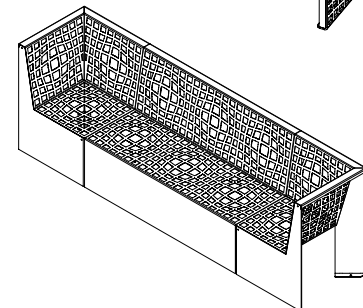



↕ 823 / 420 mm


↕ 381 / 420 mm

↕ 588 / 400 mm

↔ 2526 / 1600 mm







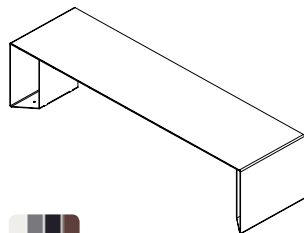






# Punka

— DESIGNED BY  
DULL EYES



PAINTED STEEL



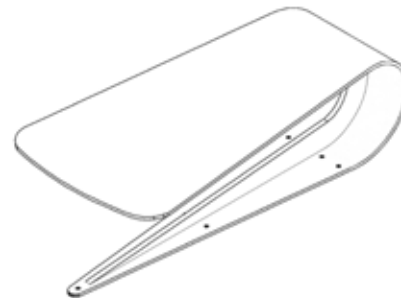
450 mm 500 mm

450 mm 1800 / 1200 mm



# Petalo

— DESIGNED BY  
GIBILLERO DESIGN



450 mm  
650 mm  
1375 mm





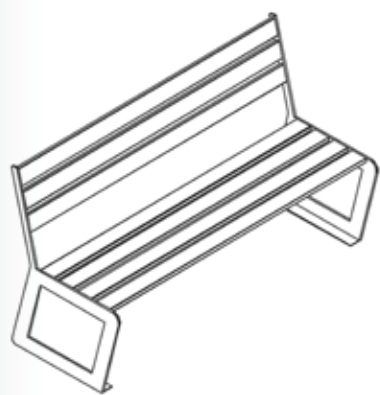






# Syd

— DESIGNED BY  
GIBILLERO DESIGN



PAINTED STEEL

875 mm

430 mm

605 mm


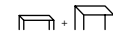
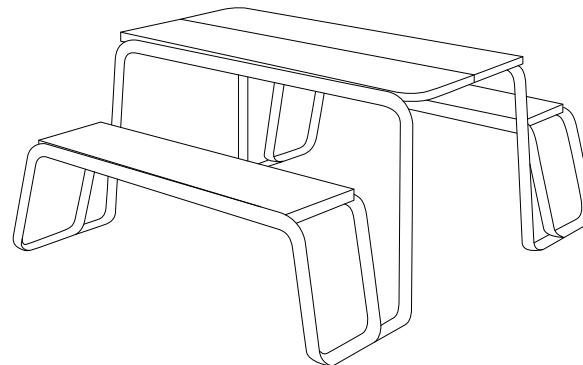
1500 mm





# Tavolee

— DESIGNED BY  
GIBILLERO DESIGN




↕ 750 mm

↕ 455 mm

↕ 1735 mm

↔ 1500 mm









TO COMPLETE THE  
'S' COLLECTION



**S Line**  
pag 134



**S Curvo+  
S Curvo1**  
pag 137



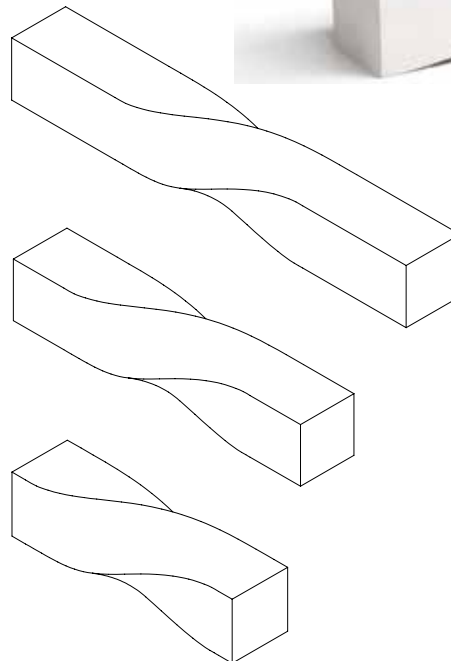
**S Combo**  
pag 73



# S bench

# S planter

DESIGNED BY  
VÉRONICA MAR



HPRC®

580 mm

410 mm

410/580 mm


3000 / 2200 / 1630 mm





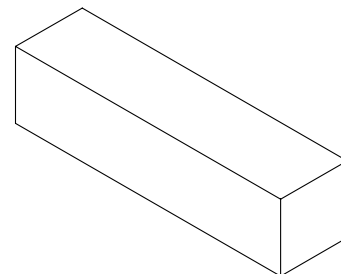
# S Line

— DESIGNED BY  
VÉRONICA MAR



www.lab23.it

— TO COMPLETE THE  
'S' COLLECTION











TO COMPLETE THE  
'S' COLLECTION



**S Bench**  
pag 133



**S Line**  
pag 134



**S Combo**  
pag 73



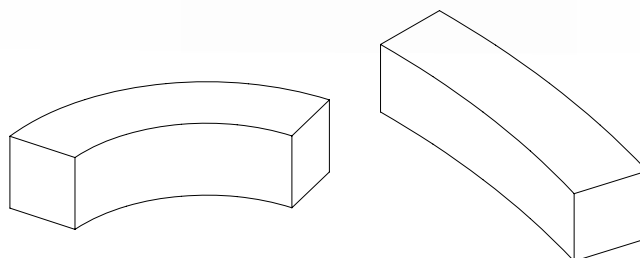
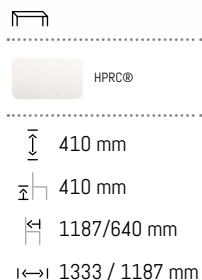

**S Planter**  
pag 133



# S Curvo

# S Curvo 1


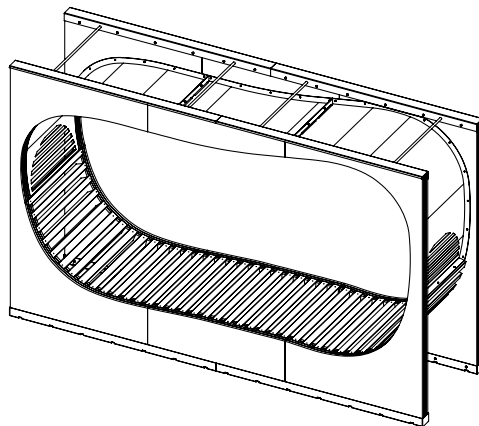
— DESIGNED BY  
VÉRONICA MAR





# Strates

— DESIGNED BY  
STÉPHANE CHAPELET



- 2390 mm
- 480 mm
- 1130 mm
- 4010 mm







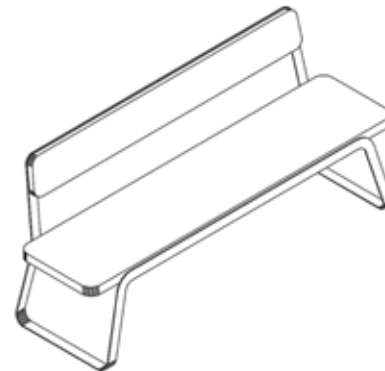






# Volee

— DESIGNED BY  
GIBILLERO DESIGN



PAINTED STEEL  
+ WOOD / WPC

↕ 850 mm

↕ 455 mm

↕ 590 mm

↔ 1900 mm

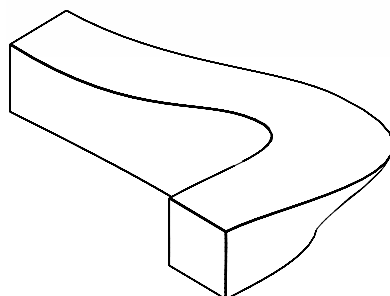






# Wave bench

— DESIGNED BY  
STÉPHANE CHAPELET





# Section Stool

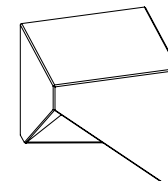
— DESIGNED BY  
STÉPHANE CHAPELET



450 mm 450 mm  
450 mm 450 mm



HPRC®














# Upsilon

— DESIGNED BY  
LAB23



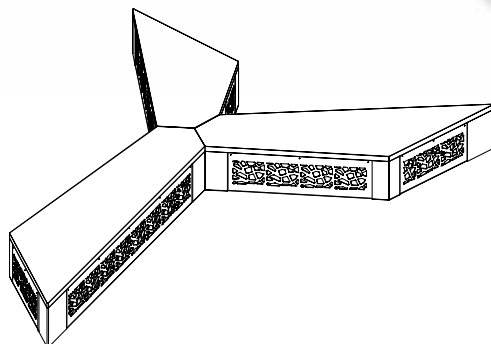
PAINTED STEEL  
+ WOOD

430 mm

430 mm

3395 mm

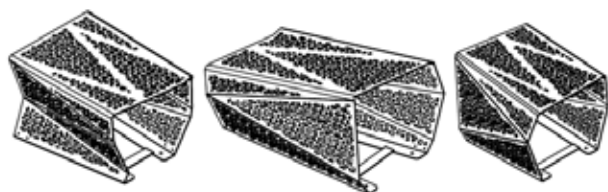
4775 mm



# Zadig bench

— DESIGNED BY  
STÉPHANE CHAPELET


www.lab23.it



450 mm  
 450 mm  
 500 / 420 / 504 mm  
 689 / 620 / 694 mm







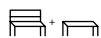
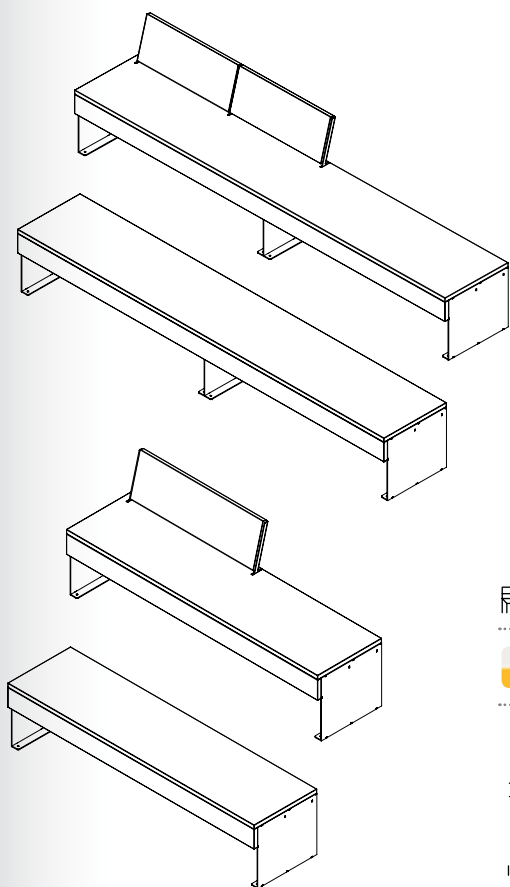






# Zen bench

— DESIGNED BY  
LAB23



PAINTED STEEL  
+ WOOD / WPC

450/771 mm

450 mm

504 mm

2000 / 3000 mm



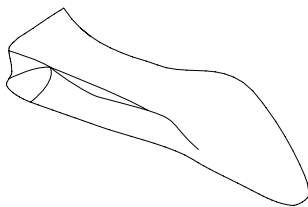


# Bay bench

— BY STÉPHANE CHAPELET



HPRC®



$\updownarrow$  480 mm     $\updownarrow$  892 mm  
 $\updownarrow$  480 mm     $\updownarrow$  2480 mm

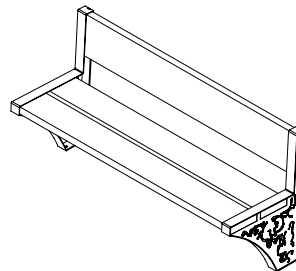


# Clasico

— BY BUNCH DESIGN



PAINTED STEEL  
+ WOOD / WPC

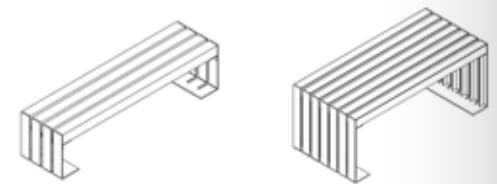


$\updownarrow$  748 mm     $\updownarrow$  510 mm  
 $\updownarrow$  420 mm     $\updownarrow$  1500 mm



# Deacon


— BY GIBILLERO DESIGN



 PAINTED STEEL  
 PAINTED STEEL  
+ WOOD / WPC

SEAT	TABLE
$\updownarrow$ 445 mm	$\updownarrow$ 760 mm
$\updownarrow$ 475 mm	$\updownarrow$ 850 mm
$\updownarrow$ 1820 mm	$\updownarrow$ 1820 mm





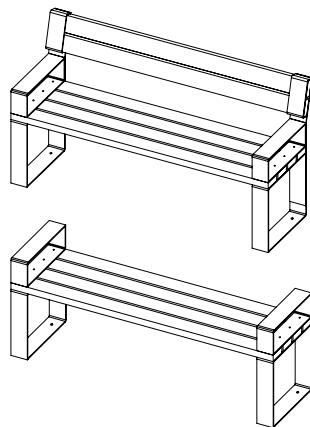
TO COMPLETE THE 'EIGHT' COLLECTION  
BOLLARD / BIN / BIKE RACK

# Eight bench

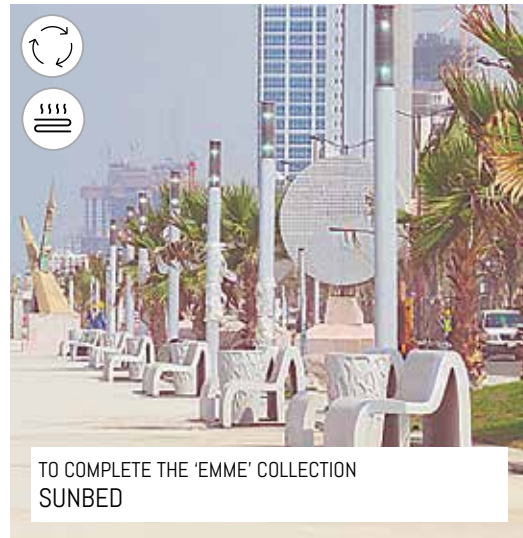
— BY LEONARDO BATTAGLINI



PAINTED STEEL  
+ WOOD



$\updownarrow$  863 / 450 mm     $\leftarrow$  517 / 450 mm  
 $\updownarrow$  450 mm     $\leftrightarrow$  1600 mm



TO COMPLETE THE 'EMME' COLLECTION  
SUNBED

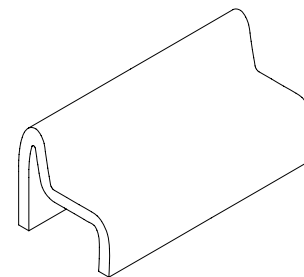


# Emme

— BY STÉPHANE CHAPELET



HPRC®



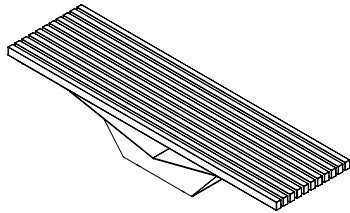
$\updownarrow$  820 mm     $\leftarrow$  800 mm  
 $\updownarrow$  450 mm     $\leftrightarrow$  1800 mm





# Freedom

— BY LAB23



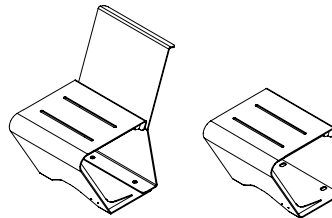
450 mm    627 mm  
 450 mm    2300 mm




TO COMPLETE THE 'HORIZON' COLLECTION  
BENCH

# Horizon

— BY STÉPHANE CHAPELET



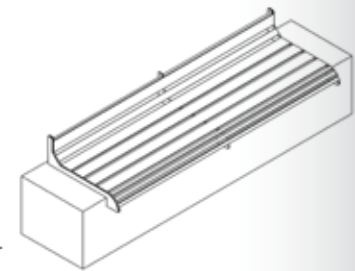
813 / 480 mm    475 mm  
 450 mm    500 mm



TO COMPLETE THE 'MOKO' COLLECTION  
MOKO SEAT / BENCH - MOKO PLANTER

# moko wall

— BY GIBILLERO DESIGN



40/100/256 mm  
 410/490/570 mm  
 1800 mm



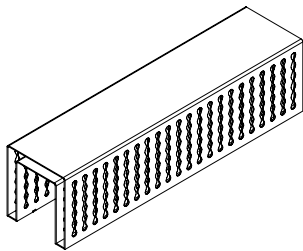


# Multiplicity

— BY KARIM RASHID



PAINTED STEEL



$\updownarrow$  420 mm     $\text{H}$  400 mm  
 $\text{H}$  420 mm     $\text{L}$  1642 mm




# Onda


— BY ROBERTO SEMPRINI



HPRC®



$\updownarrow$  800 mm     $\text{H}$  600 mm  
 $\text{H}$  460 mm     $\text{L}$  2010 mm



# Paper

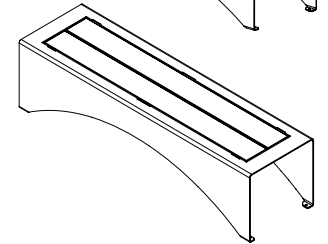
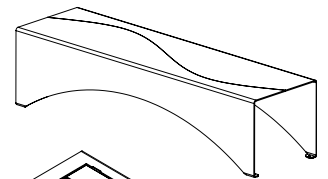
— BY LAB23



PAINTED STEEL



PAINTED STEEL + WOOD / WPC



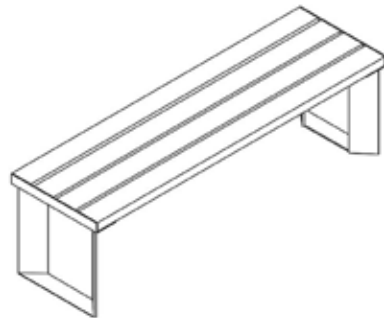
$\updownarrow$  480 mm     $\text{H}$  500 mm  
 $\text{H}$  480 mm     $\text{L}$  1800 mm





# Lemmy

— BY GIBILLERO DESIGN



PAINTED STEEL  
+ WOOD

445 mm

445 mm

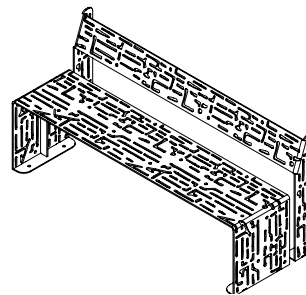
1500 mm



# Plegado

— BY BUNCH DESIGN

COR-TEN® STEEL  
PAINTED STEEL



741 mm

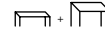
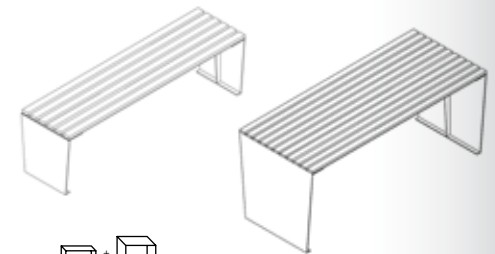
572 mm

430 mm 1600 mm



# Marilyn Picnic

— BY GIBILLERO DESIGN



PAINTED STEEL  
+ WOOD / WPC

SEAT

TABLE

446 mm

760 mm

400 mm

750 mm

1500 mm

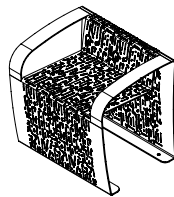

1500 mm






# Sillon

— BY BUNCH DESIGN

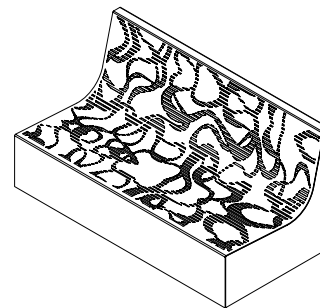


↑↓ 605 mm   
 ↔ 520 mm  
↔ 453 mm   
 ↔ 650 mm



# Sinuous

— BY KARIM RASHID



↑↓ 730 mm   
 ↔ 755 mm  
↔ 320 mm   
 ↔ 1500 mm



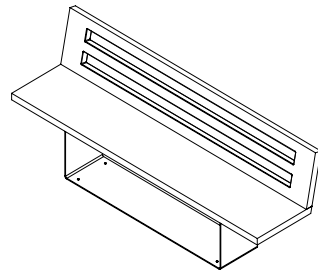


# Stretch

— BY LAB23



PAINTED STEEL  
+ WOOD



787 mm    518 mm  
435 mm    2000 mm

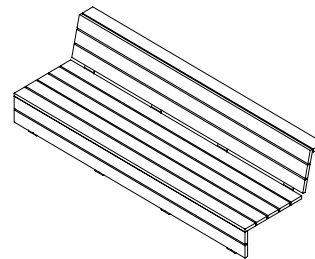


# Wall

— BY LAB23



PAINTED STEEL  
+ WOOD / WPC



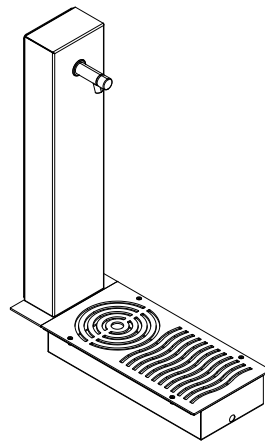
290 mm    680 mm  
2000 mm





# Drop fountain

— BY LAB23



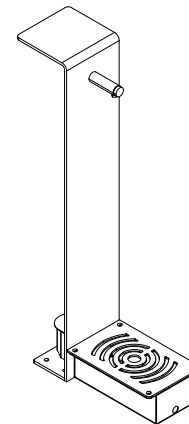
∩ 905 mm ∟ 120/720 mm |↔| 200/300 mm



TO COMPLETE THE 'PURE' COLLECTION  
BENCH / BARRIER / BIN / BUS SHELTER

# Pure fountain

— BY LAB23

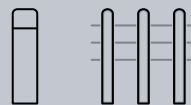


∩ 942 mm ∟ 193/442 mm |↔| 200 mm



# To delimit spaces

**Per delimitare gli spazi**  
**Mobilier pour délimiter les espaces**  
**Para delimitar espacios**



**BOLLARDS & BARRIERS**

DISSUASORI E BARRIERE  
BORNES & BARRIÈRES  
BOLARDOS Y BARRERAS

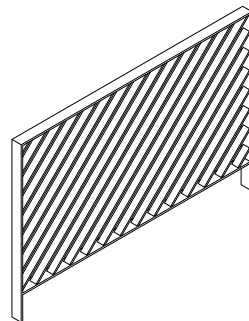




NEW

# 45 barrier

— DESIGNED BY  
STÉPHANE CHAPELET




1000 mm

60 mm

1500 mm





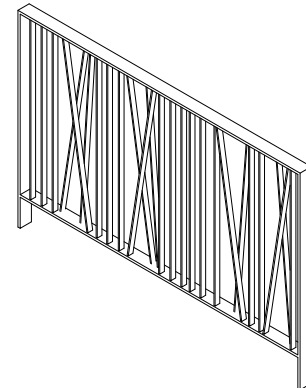


NEW

# Crossed barrier

— DESIGNED BY  
STÉPHANE CHAPELET

www.lab23.it




PAINTED STEEL

1000 mm

60 mm

1500 mm





TO COMPLETE THE  
'CROSSED' COLLECTION



**Crossed bollard**  
pag 174



**Crossed chair**  
pag 103



**Crossed bench**  
pag 100



**Crossed planter**  
pag 197



**Crossed bin**  
pag 214





NEW





# Decal barrier

— DESIGNED BY  
STÉPHANE CHAPELET



PAINTED STEEL


1000 mm

60 mm

1500 mm



NEW





# Gradient barrier

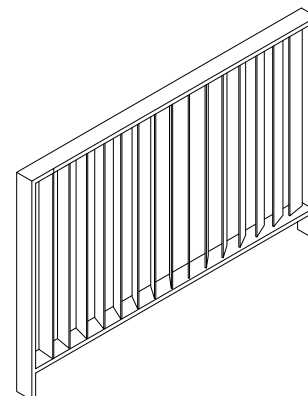
— DESIGNED BY  
STÉPHANE CHAPELET



↑↓ 1000 mm

▢ 60 mm

↔ 1500 mm



NEW

# mix bollard

— DESIGNED BY  
STÉPHANE CHAPELET



PAINTED STEEL  
+ WOOD

1000 mm

76 mm

76 mm





TO COMPLETE THE  
"MIX" COLLECTION



**Mix bench**  
pag 66



NEW

23  
supreme urban living

www.lab23.it

TO COMPLETE THE  
'PURE' COLLECTION



**Pure bench**  
pag 70



**Pure fountain**  
pag 159



**Pure bin**  
pag 227

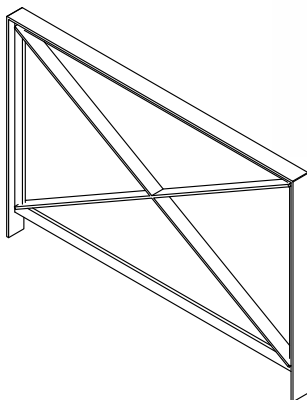
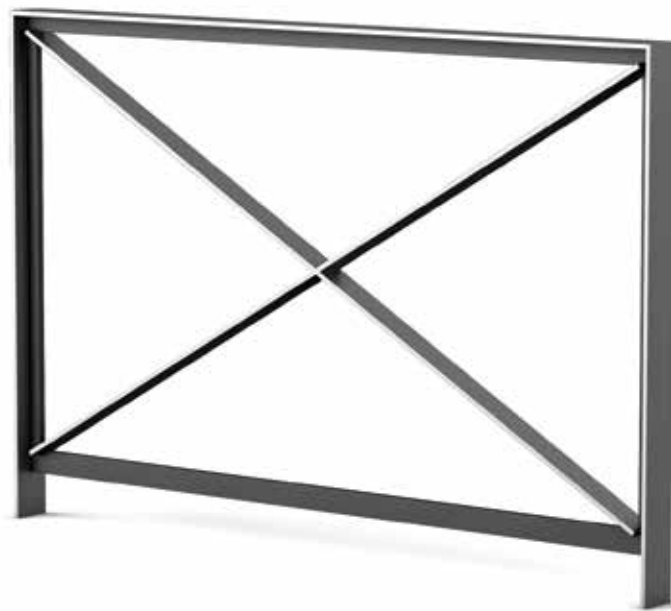


**Pure bus shelter**  
pag 262



# Pure barrier

— DESIGNED BY  
STÉPHANE CHAPELET



↕ 1000 mm

▣ 80 mm

↔ 1500 mm



# Crossed bollard

— DESIGNED BY  
STÉPHANE CHAPELET




1000 mm

50 mm

100 mm





TO COMPLETE THE  
'CROSSED' COLLECTION



**Crossed barrier**  
pag 164



**Crossed chair**  
pag 103



**Crossed bench**  
pag 100



**Crossed planter**  
pag 197



**Crossed bin**  
pag 214



TO COMPLETE THE  
'OMEGA P' COLLECTION



**Omega P Ashtray**  
pag 238



**Omega P Bike rack**  
pag 261



# Omega P

— DESIGNED BY  
GIBILLERO DESIGN



∩ 840 mm

∩ 120 mm

↔ 220 mm






TO COMPLETE THE 'EASY' COLLECTION  
BIN

# Easy bollard

— BY LAB23



PAINTED STEEL



790 mm Ø 102/200 mm



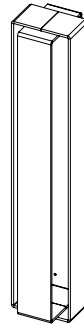
TO COMPLETE THE 'EIGHT' COLLECTION  
BENCH / BIKE RACK / BIN

# Eight bollard

— BY LEONARDO BATTAGLINI



PAINTED STEEL



800 mm 160 mm 160 mm



# Fred

— BY GIBILLERO DESIGN



PAINTED STEEL




STAINLESS STEEL



905 mm Ø 114 mm





# Navy

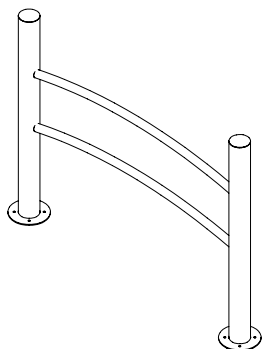
— BY LEONARDO BATTAGLINI



PAINTED STEEL



STAINLESS STEEL



↑ 1100 mm    ⊞ 101.6/ 200 mm    ↔ 1600 mm



# U light 1

— BY LAB23



PAINTED STEEL



↑ 450/790 mm    ∅ 152/230 mm



# Vic

— BY GIBILLERO DESIGN



PAINTED STEEL



STAINLESS STEEL



COR-TEN® STEEL



↑ 950 mm    ⊞ 120 mm    ↔ 160 mm



---

# Around plants

**Intorno alle piante**

**Le végétal**

**Alrededor de las plantas**



TREE GUARDS & PLANTERS

SALVAPIANTE E FIORIERE

PROTECTIONS D'ARBRES ET JARDINIÈRES

PROTECCIÓN DE PLANTAS Y JARDINERAS



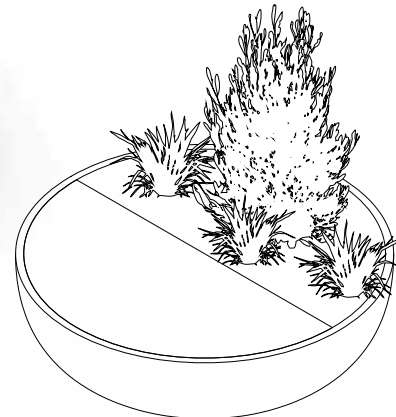


NEW



# Fifty planter

— DESIGNED BY  
STÉPHANE CHAPELET



HPRC®  
+ EXOTIC WOOD / WPC

440 mm

1180 mm





NEW



TO COMPLETE THE  
'KIOSK' COLLECTION



**Kiosk**  
pag 56


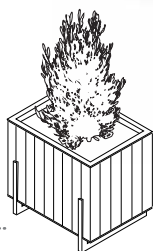



**Kiosk rectangular**  
pag 59



# Kiosk planter

— DESIGNED BY  
STÉPHANE CHAPELET



PAINTED STEEL  
+ WOOD / WPC / HPRC®

STAINED STEEL  
+ WOOD / WPC / HPRC®

750 / 450 / 650 / 1000 / 450 mm

300 / 450 / 550 / 1100 / ø1000 mm

700 / 900 / 700 / 1100 / ø1000 mm



NEW



# Lid planters

— DESIGNED BY  
STÉPHANE CHAPELET



HPRC®  
+ EXOTIC WOOD / WPC

420 / 830 / 1300 mm

1180 / 810 / 760 mm







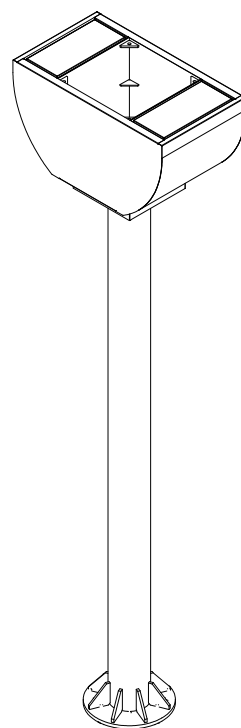
NEW





# Palo Alto

— DESIGNED BY  
BARRECA&LAVARRA



↑ 3500 / 5000 / 6000 / 7000 / 8000 / 9000 mm

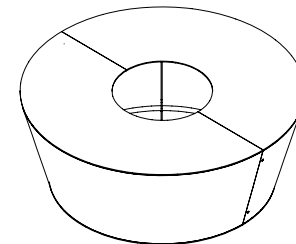
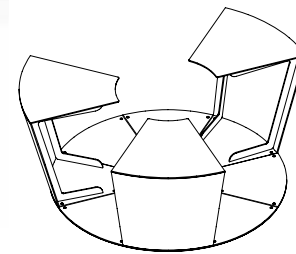
▢ 900 mm

↔ 1600 mm



# Alcorque 1

— DESIGNED BY  
BUNCH DESIGN



COR-TEN® STEEL

PAINTED STEEL

415 mm

900/1130 mm

— TO COMPLETE THE  
'ALCORQUE' COLLECTION



**Alcorque circular**  
pag 204



**Alcorque rectangular**  
pag 204





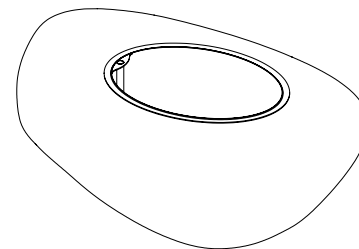
# Alcorque round

- ?
- 🍃
- 👥
- ☀️
- 🪑
- 🪵
- 🌱
- 🗑️
- 🚲
- 🧑
- 🏢
- ✉️



# Aveo planter

DESIGNED BY  
STÉPHANE CHAPELET



503 mm

1000 mm

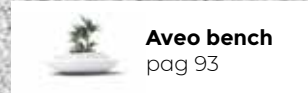
1400 mm

105 L





TO COMPLETE THE  
'AVEO' COLLECTION



**Aveo bench**  
pag 93







TO COMPLETE THE  
'CORAL' COLLECTION



**Coral bench**  
pag 97



**Coral Single & Corner**  
pag 98 e 99



**Coral Bin & Duo**  
pag 221

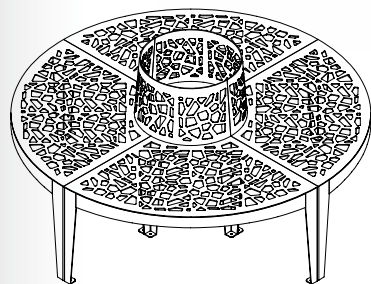


**Coral Cover**  
pag 231 e 235



# Coral round

— DESIGNED BY  
LAB23



COR-TEN® STEEL

PAINTED STEEL

707 mm

450 mm

1400 mm





TO COMPLETE THE  
'CROSSED' COLLECTION



**Crossed bench**  
pag 100



**Crossed chair**  
pag 103



**Crossed bollard**  
pag 174



**Crossed barrier**  
pag 164



**Crossed bin**  
pag 214

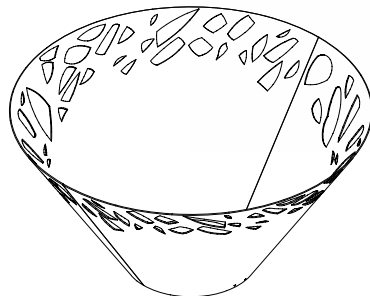


# Crossed planter

DESIGNED BY  
STÉPHANE CHAPELET



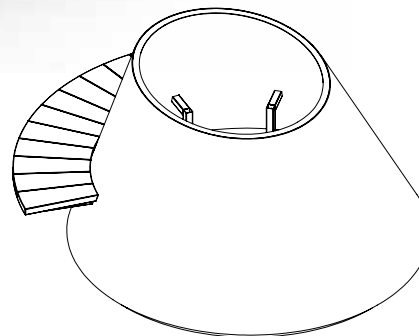
600 mm  
440/1200 mm  
132 L





# neck

— DESIGNED BY  
LAB23



COR-TEN® STEEL  
+ WOOD

PAINTED STEEL  
+ WOOD

1130 mm

450 mm

2209 mm

1740 L





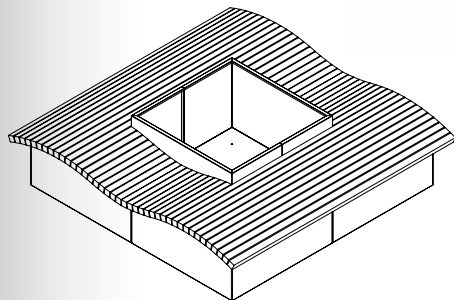






# Quaddy

— DESIGNED BY  
LEONARDO BATTAGLINI



PAINTED STEEL  
+ WOOD

600 mm

515 mm

2200 mm

2240 mm

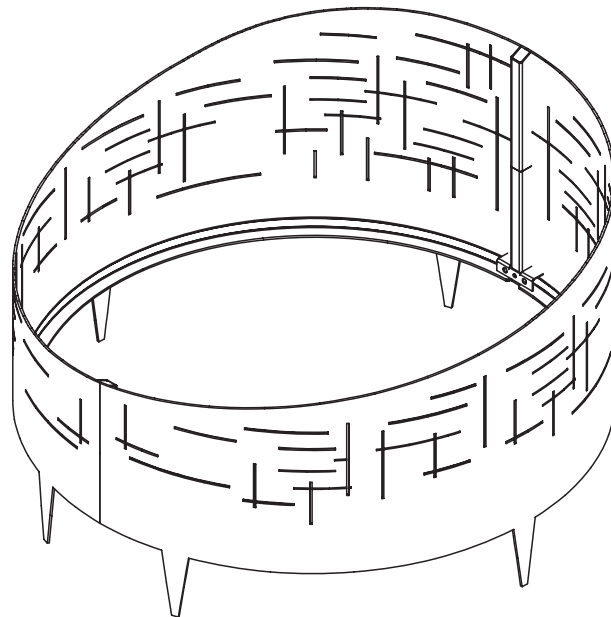
570 L



# Abbraccio

— DESIGNED BY  
G. ARCESILAI + S. VENTURA

www.lab23.it



COR-TEN® STEEL  
+ WOOD

PAINTED STEEL  
+ WOOD

226/368 mm

100 mm

800 mm









TO COMPLETE THE 'ALCORQUE' COLLECTION  
TREE GUARD

# Alcorque circular

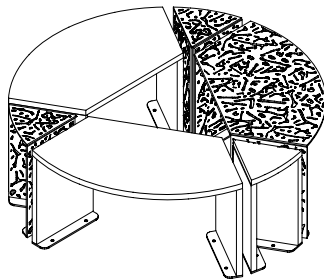
— BY BUNCH DESIGN



COR-TEN® STEEL  
+ WOOD



PAINTED STEEL  
+ WOOD



↑ 350 mm ∅ 1000 mm



TO COMPLETE THE 'ALCORQUE' COLLECTION  
TREE GUARD

# Alcorque rectangular

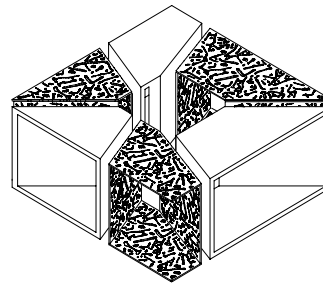
— BY BUNCH DESIGN



COR-TEN® STEEL  
+ WOOD



PAINTED STEEL  
+ WOOD



↑ 350 mm 850 mm |←| 850 mm



# Al Ain

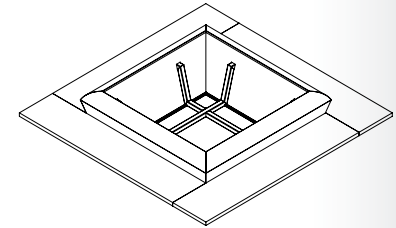
— BY PAMIO DESIGN



COR-TEN® STEEL  
+ WOOD



PAINTED STEEL  
+ WOOD



↑ 700 mm 450 mm 2525 mm |←| 2525 mm

1600 L



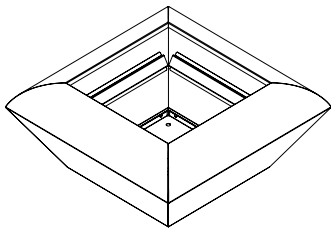


# Al Ain 2

— BY PAMIO DESIGN




PAINTED STEEL



↑ 350 / 520 / 720 mm

⊞ 800 / 1100 / 1500 mm

↔ 800 / 1100 / 1500 mm

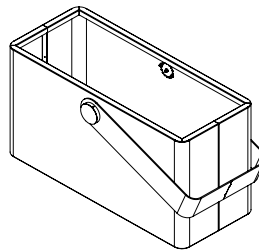


# Basket

— BY DINA SAHAR



PAINTED STEEL



↑ 650 mm ⊞ 500 mm ↔ 1200 mm ⊞ 355 L

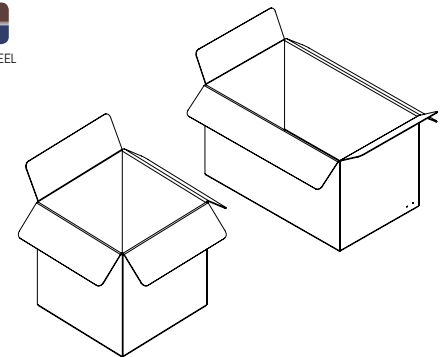


# Box

— BY DINA SAHAR




PAINTED STEEL



↑ 650/831 mm ⊞ 650/979 mm ↔ 650 / 919 mm  
⊞ 250 L

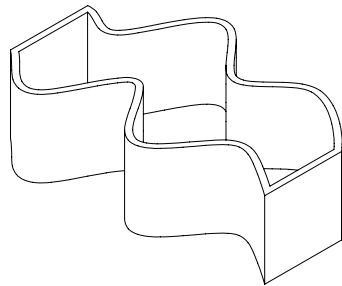
↑ 650/840 mm ⊞ 650/979 mm ↔ 1100/1358 mm  
⊞ 425 L





# Curly

— BY STÉPHANE CHAPELET



∩ 410 mm   ∩ 863 mm   |↔| 1350 mm   ∩ 200 L



# Edges planter

— BY STÉPHANE CHAPELET

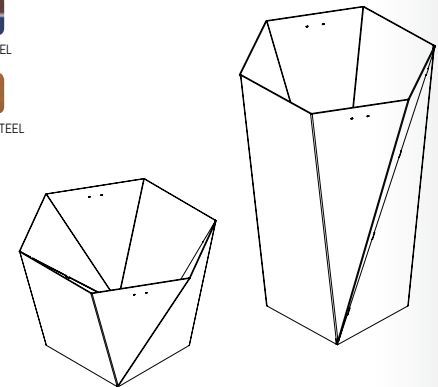


∩ 450/700 mm   ∩ 150 / 400 mm   |↔| 200 / 700 mm



# Five

— BY LAB23



∩ 500 / 900 mm   ∩ 670 / 502 mm  
|↔| 772 / 578 mm   ∩ 90 / 90 L





# Leaves

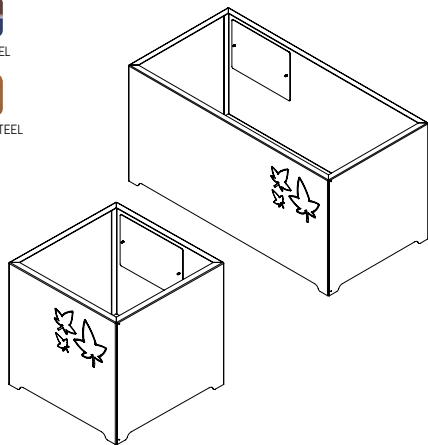
— BY LAB23



PAINTED STEEL



COR-TEN® STEEL



↑ 500 mm    500 / 1000 mm  
 ↳ 500 mm    105 / 210 L



TO COMPLETE THE 'MOKO' COLLECTION  
 BENCH

# Moko planter

— BY GIBILLERO DESIGN



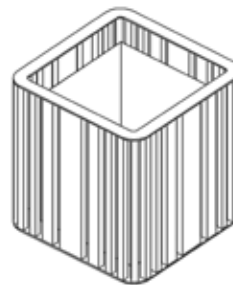
PAINTED STEEL




COR-TEN® STEEL + WOOD



PAINTED STEEL + WOOD



↑ 500 mm    482 mm    ↳ 482 mm



# Pelizzari

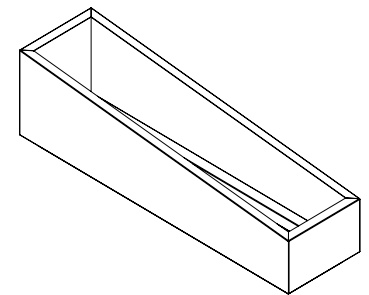
— BY FABIO PELIZZARI



PAINTED STEEL



STAINLESS STEEL



↑ 300/450 mm    400 mm    ↳ 1500 mm    205 L

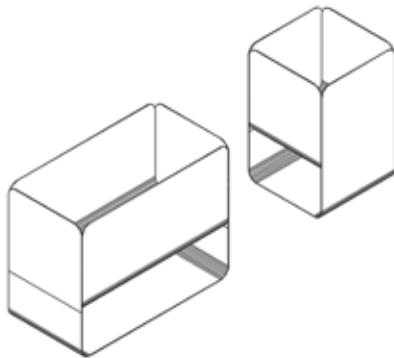


TO COMPLETE THE 'SMITH' COLLECTION  
BIN



# Smith planter

— BY GIBILLERO DESIGN

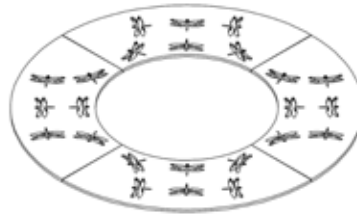


700 mm 450 mm 900 mm



# Libellule

— BY GIBILLERO DESIGN

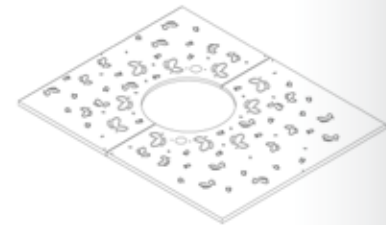


980 / 1200 / 1490 mm  
980 / 1200 / 1490 mm  
300 / 460 / 620 mm



# Farfalle

— BY LAB23



735 / 990 / 1190 / 1440 / 1990 mm  
735 / 990 / 1190 / 1440 / 1990 mm  
320 / 500 / 600 / 800 / 800 mm





# Quadrotti

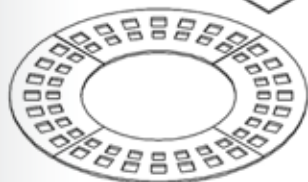
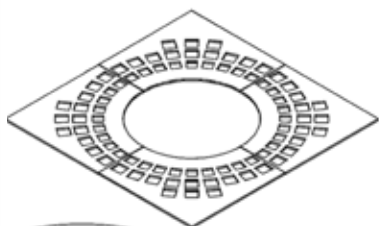
— BY GIBILLERO DESIGN



PAINTED STEEL



COR-TEN® STEEL



↑ 980 / 1200 / 1490 mm

↔ 980 / 1200 / 1490 mm

⊙ 300 / 460 / 620 mm



# Radici

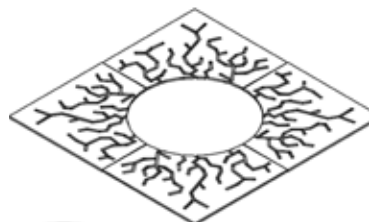
— BY GIBILLERO DESIGN



PAINTED STEEL



COR-TEN® STEEL



↑ 980 / 1200 / 1490 mm

↔ 980 / 1200 / 1490 mm

⊙ 300 / 460 / 620 mm



# Pesci

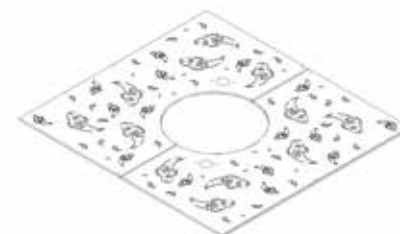
— BY LAB23



PAINTED STEEL



COR-TEN® STEEL



↑ 735 / 990 / 1190 / 1440 / 1990 mm

↔ 735 / 990 / 1190 / 1440 / 1990 mm

⊙ 320 / 500 / 600 / 800 / 800 mm





# Lettere

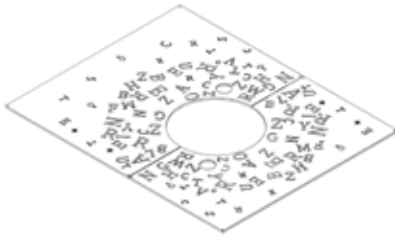
— BY LAB23



PAINTED STEEL



COR-TEN® STEEL



↑ 735 / 990 / 1190 / 1440 / 1990 mm

↔ 735 / 990 / 1190 / 1440 / 1990 mm

⊗ 320 / 500 / 600 / 800 / 800 mm



# Foglie

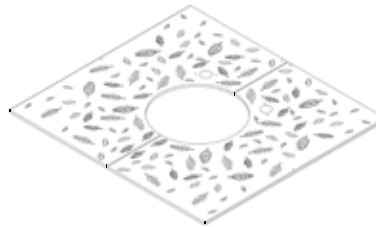
— BY LAB23



PAINTED STEEL



COR-TEN® STEEL



↑ 735 / 990 / 1190 / 1440 / 1990 mm

↔ 735 / 990 / 1190 / 1440 / 1990 mm

⊗ 320 / 500 / 600 / 800 / 800 mm

NEW



TO COMPLETE THE 'CROSSED' COLLECTION  
BENCH / SEAT / BOLLARD / BARRIER  
PLANTER / BIN

# Crossed

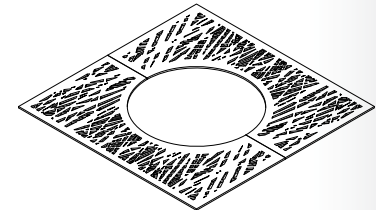
— BY STÉPHANE CHAPELET



PAINTED STEEL



COR-TEN® STEEL



↑ 735 / 990 / 1190 / 1440 / 1990 mm

↔ 735 / 990 / 1190 / 1440 / 1990 mm

⊗ 320 / 500 / 600 / 800 / 800 mm





# SP001

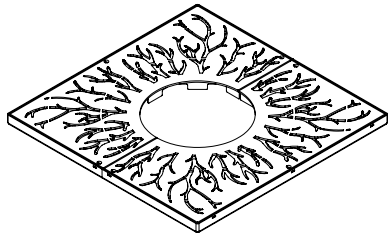
— BY EJECT PROJECT



PAINTED STEEL



COR-TEN® STEEL



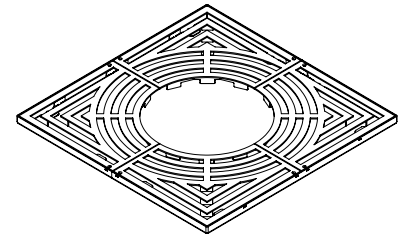
↑ 735 / 990 / 1190 / 1440 / 1990 mm

↔ 735 / 990 / 1190 / 1440 / 1990 mm

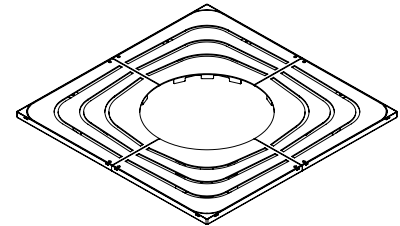
⊙ 320 / 500 / 600 / 800 / 800 mm



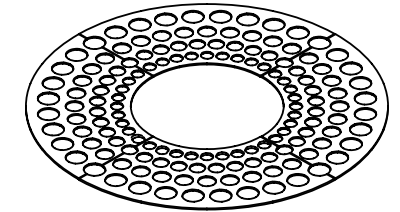
## SP002



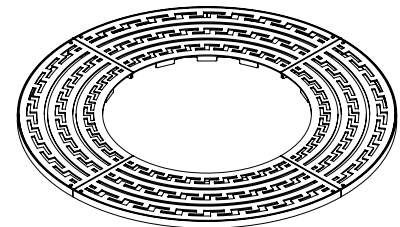
## SP003



## SP004



## SP005



# About cleanliness

**A proposito di pulizia**  
**La propreté**  
**Sobre la limpieza**

LITTER BINS & ASHTRAYS


PATTUMIERE E POSACENERE  
CORBEILLES & CENDRIERS  
CUBOS DE BASURA Y CENICEROS





# Crossed bin

DESIGNED BY  
STÉPHANE CHAPELET



COR-TEN® STEEL

PAINTED STEEL

755 mm

330/496 mm

45 L

OPTION







TO COMPLETE THE  
'CROSSED' COLLECTION



**Crossed chair**  
pag 103



**Crossed bench**  
pag 100



**Crossed barrier**  
pag 164



**Crossed bollard**  
pag 174




**Crossed planter**  
pag 197





# Sea life bin

DESIGNED BY  
STÉPHANE CHAPELET



HPRC®

770 mm

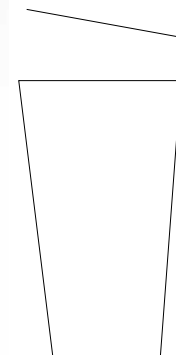
355/500 mm

80 L



# Cekta bin

— DESIGNED BY  
STÉPHANE CHAPELET



COR-TEN® STEEL

PAINTED STEEL

1000 mm

420 mm

400 mm

60 L







TO COMPLETE THE  
'CEKTA' COLLECTION



**Cekta seat & wood**  
pag 107





TO COMPLETE THE  
'CORAL' COLLECTION



**Coral bench**  
pag 97



**Coral Single & Corner**  
pag 98 e 99



**Coral Round**  
pag 195

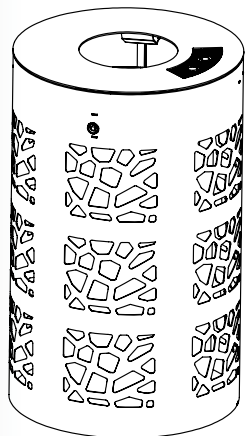


**Coral Cover**  
pag 231 e 235



# Coral bin/duo

— DESIGNED BY  
LAB23



COR-TEN® STEEL

PAINTED STEEL


750 mm

465 mm

50/100 L

OPTION





TO COMPLETE THE  
'EIGHT' COLLECTION



**Eight bench**  
pag 153



**Eight bollard**  
pag 178



**Eight bike rack**  
pag 259





# Eight bin

— DESIGNED BY  
STUDIORANGE



PAINTED STEEL  
+ WOOD

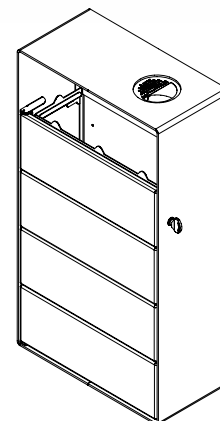
900 mm

250 mm

500 mm

90 L

OPTION



# Fluxus bin

— DESIGNED BY  
ROBERTO SEMPRINI

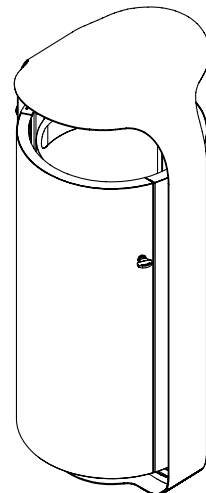


↑↓ 1150 mm

◻ 570 mm

↔ 617 mm

◻ 110 L







TO COMPLETE THE  
'FLUXUS' COLLECTION



**Fluxus bench**  
pag 108



**Fluxus bike rack**  
pag 251



**Fluxus**  
pag 270





TO COMPLETE THE  
'PURE' COLLECTION



**Pure bench**  
pag 70



**Pure fountain**  
pag 159



**Pure barrier**  
pag 173



**Pure bus shelter**  
pag 262



# Pure bin

— DESIGNED BY  
STÉPHANE CHAPELET



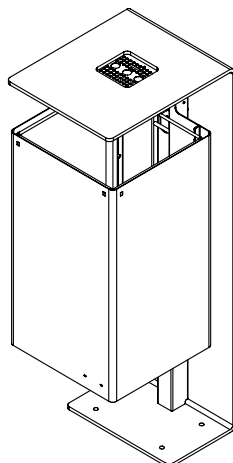
↑ 940 mm

□ 313 mm

↔ 381 mm


□ 50 L

OPTION



# Speed

— DESIGNED BY  
LAB23



210 / 955 mm

150 mm

150 mm

14 / 6 L









TO COMPLETE THE  
'CORAL' COLLECTION



**Coral bench**  
pag 97



**Coral Single & Corner**  
pag 98 e 99



**Coral Bin & Duo**  
pag 221



**Coral Cover**  
pag 235



**Coral Round**  
pag 195



# Coral Cover

— DESIGNED BY  
LAB23



PAINTED STEEL

↑ 1292,mm

□ 551 mm

↔ 1566 mm

□ 120x3 L

OPTION

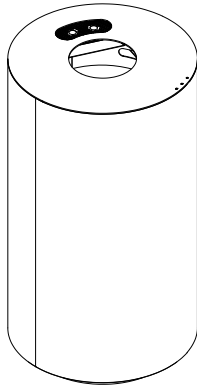


NEW



# Cherry bin

— BY LAB23



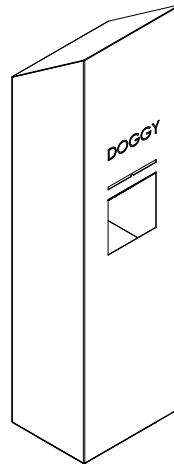
↓ 917 mm    ⊞ 503 mm    |↔| 503 mm    ⊞ 100 L

OPTION



# Doggy

— BY LAB23

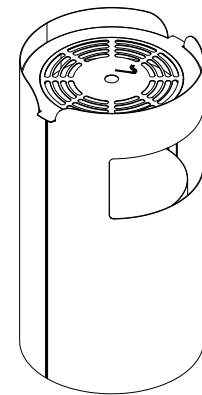


↓ 1500 mm    ⊞ 300 mm    |↔| 400 mm    ⊞ 50 L



# Luchino

— BY GIBILLERO DESIGN



↓ 745 mm    ⊞ 420 mm    |↔| 400 mm    ⊞ 35 L



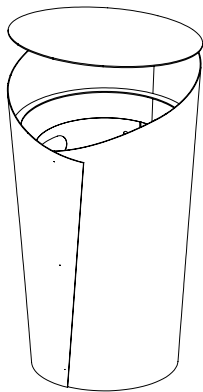


# Avo

— BY LEONARDO BATTAGLINI



PAINTED STEEL



∩ 940 mm ↔ 369/490 mm ☐ 45 L



# Urus C

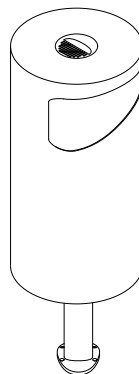
— BY LAB23



PAINTED STEEL



STAINLESS STEEL



∩ 982 mm ↔ 370 mm ☐ 65 L

OPTION



# Urus Q

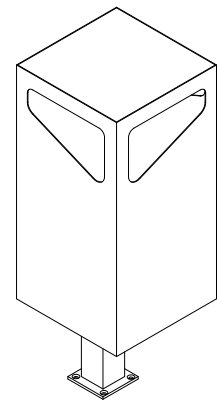
— BY LAB23



PAINTED STEEL



STAINLESS STEEL



∩ 982 mm ☐ 370 mm ↔ 370 mm ☐ 75 L

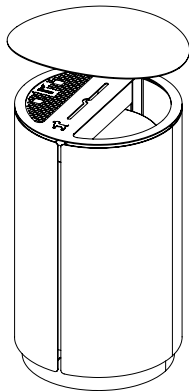
OPTION





# Clover cylindrical

— BY STÉPHANE CHAPELET



↑ 1100 mm ↔ 460 mm 📦 100 L



# Clover single

— BY STÉPHANE CHAPELET




↑ 595 mm 📦 408 mm ↔ 490 mm 📦 30 L



# Cigar / S

— BY L AB23



↑ 350/990 mm ↔ 102/250 mm 📦 14 L





# Mini Cigar

— BY LAB23



PAINTED STEEL



STAINLESS STEEL



↑ 350

↻ 102 mm    📦 14 L

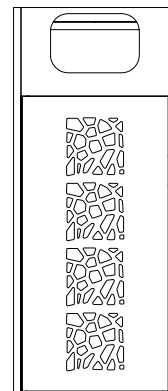


# Coral cover bin

— BY LAB23



PAINTED STEEL



↑ 1300 mm    📦 550 mm    ↔ 550 mm    📦 120 L

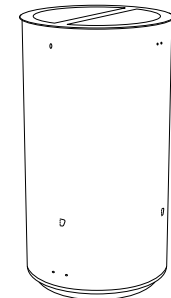


# Duo Eco Duo Eco security

— BY LAB23



PAINTED STEEL



↑ 860 mm    ↻ 460 / 495 mm    📦 120 L

OPTION

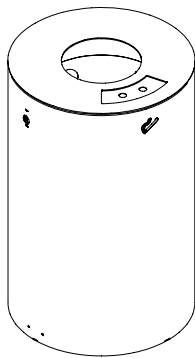




TO COMPLETE THE 'EASY' COLLECTION  
BOLLARD

# Easy bin

— BY LAB23



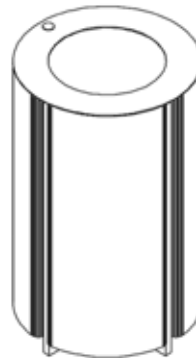
↑ 750 mm ← 465 mm ☐ 50/100 L

OPTION



# Elwood

— BY GIBILLERO DESIGN

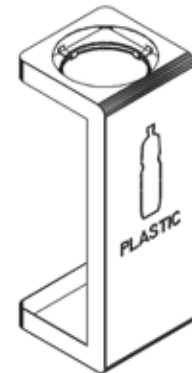


↑ 803 mm ← 480 mm ☐ 60 L



# Gibillero

— BY GIBILLERO DESIGN



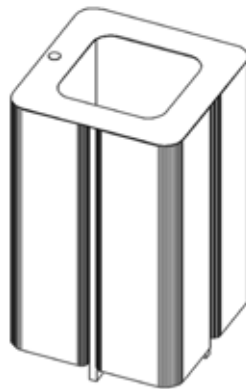
↑ 900 mm ☐ 350 mm |←| 350 mm ☐ 100 L





# Jake

— BY GIBILLERO DESIGN



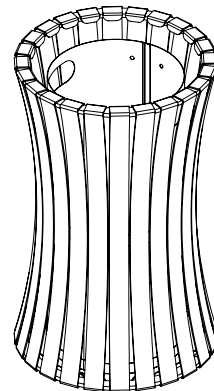
↑ 803 mm    480 mm    ↔ 480 mm    90 L

OPTION



# Liberty

— BY LEONARDO BATTAGLINI

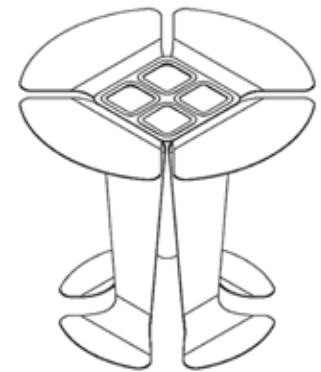


↑ 795 mm    ↔ 500 mm    60 L




# Lino

— BY GIBILLERO DESIGN



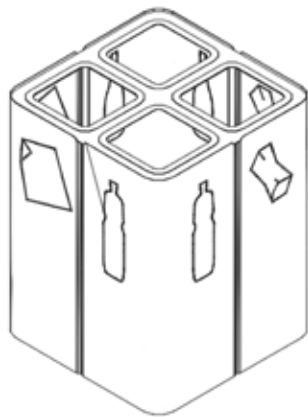
↑ 1050 mm    ↔ 1200 mm    50 L





# Minillero

— BY GIBILLERO DESIGN



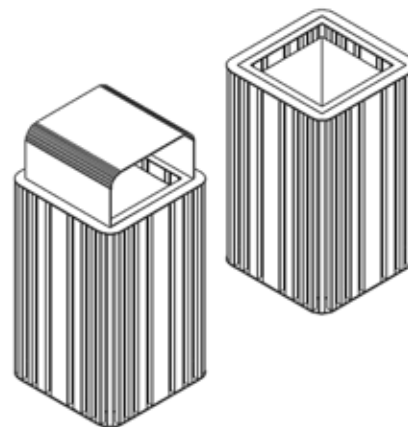
735 mm 570 mm 570 mm 140 L

OPTION



# Mokino

— BY GIBILLERO DESIGN



800 / 1005 mm 482 mm 482 mm 90 L



# Omega P

— BY GIBILLERO DESIGN



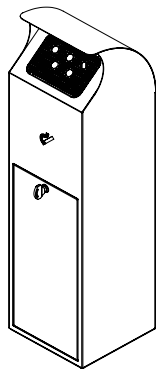
840 mm 120 mm 220 / 400 mm 2 L





# Onda

— BY LAB23




∩ 950 mm    ∟ 150/250 mm    |↔| 150/250 mm

∟ 10/16 L



# Pebbles

— BY LAB23



∩ 900 mm    ∟ 400 mm    |↔| 450 / 600 mm

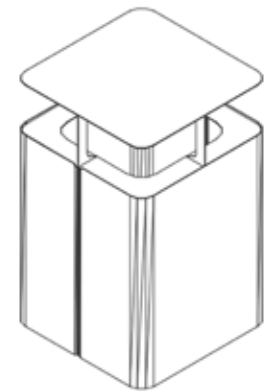
∟ 80x2 / 105x2 L

OPTION



# Romeo

— BY GIBILLERO DESIGN



∩ 940 mm    ∟ 570 mm    |↔| 570 mm    ∟ 150 L





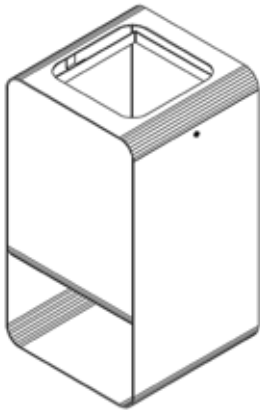
TO COMPLETE THE 'SMITH' COLLECTION  
PLANTER

# Smith

— BY GIBILLERO DESIGN



PAINTED STEEL



↓ 835 mm    ⊞ 450 mm    |↔| 458 mm    ⊞ 70 L

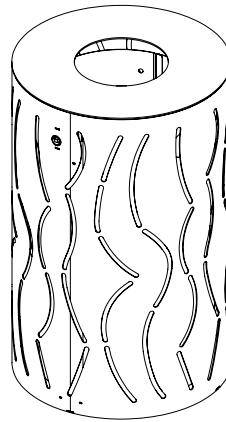


# Stile

— BY LAB23



PAINTED STEEL



↓ 747 mm    ↔ 466 mm    ⊞ 50/100 L

OPTION

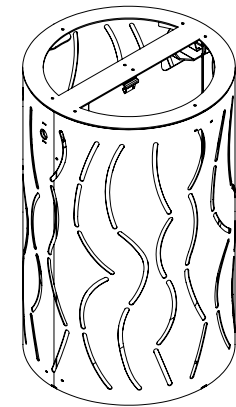


# Stile duo

— BY LAB23



PAINTED STEEL



↓ 747 mm    ↔ 466 mm    ⊞ 50x2 L

OPTION








# Tribin Eco Tribin Eco security

— BY LAB23




PAINTED STEEL



↑ 860 mm ↔ 460 / 495 mm ☐ 40x3 L

OPTION

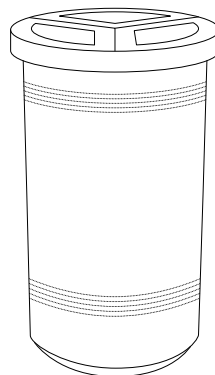


# Tribin Tribin security

— BY LAB23



PAINTED STEEL



↑ 870 mm ↔ 460 / 545 mm ☐ 40x3 L

OPTION

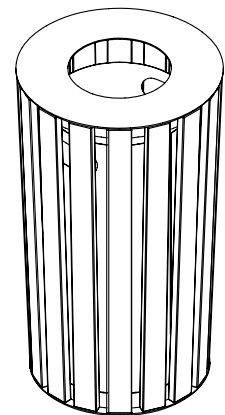


# Wood bin

— BY LAB23



PAINTED STEEL  
+ WOOD



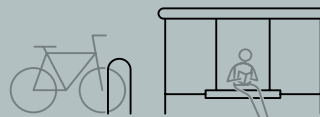
↑ 800 mm ↔ 400/460 mm ☐ 60 L

OPTION



# About mobility

**A proposito di mobilità**  
**La mobilité**  
**Sobre la movilidad**



**BIKE RACKS & BUS SHELTERS**

PORTABICICLETTE E PENSILINE PER AUTOBUS  
SUPPORTS À VÉLOS ET ABRIBUS  
PORTABICICLETAS Y PARADAS DE AUTOBÚS

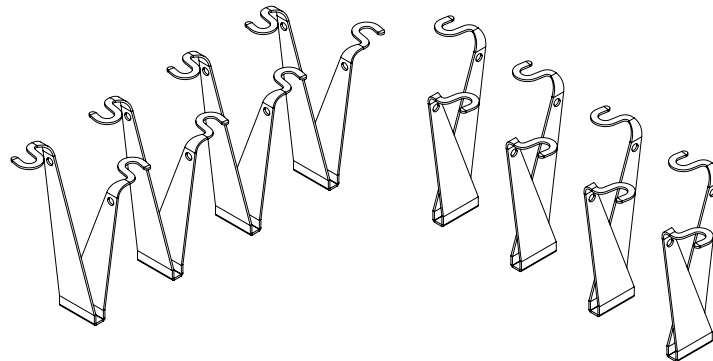




NEW

# Igame


— DESIGNED BY  
RIGHETTO + PARTNERS




 PAINTED STEEL

 STAINLESS STEEL


 790 / 874 mm

 451 mm

 515 mm









NEW

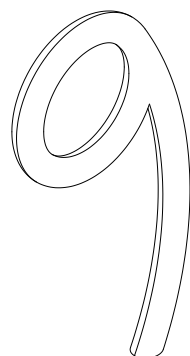






# Peo

— DESIGNED BY  
LEONARDO BATTAGLINI



PAINTED STEEL

↑ ↓ 708 mm

□ 193 mm

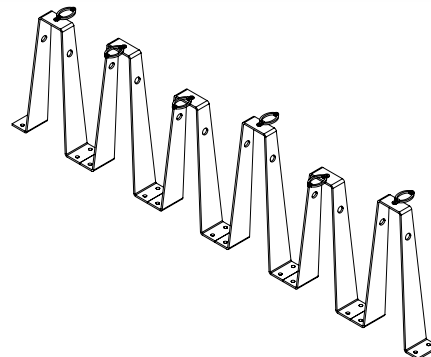
↔ 210 mm



NEW

# Wave strip

— DESIGNED BY  
RIGHETTO + PARTNERS




 PAINTED STEEL

 STAINLESS STEEL

↓ 790 / 870 mm

□ 160 mm

↔ 1040 / 1560 mm











TO COMPLETE THE  
'FLUXUS' COLLECTION



**Fluxus bench**  
pag 108



**Fluxus bin**  
pag 224




**Fluxus**  
pag 270



# Fluxus

— DESIGNED BY  
ROBERTO SEMPRINI



COR-TEN® STEEL

PAINTED STEEL

850 mm

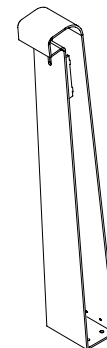
400 mm

1480 mm



# Hi bike rack

— DESIGNED BY  
STÉPHANE CHAPELET



↓ 980 mm

□ 216 mm

↔ 140 mm







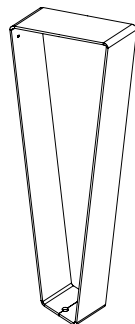






# Side


— DESIGNED BY  
STÉPHANE CHAPELET




 PAINTED STEEL

 STAINLESS STEEL

 680 mm

 198 mm

 198 mm





# Anello

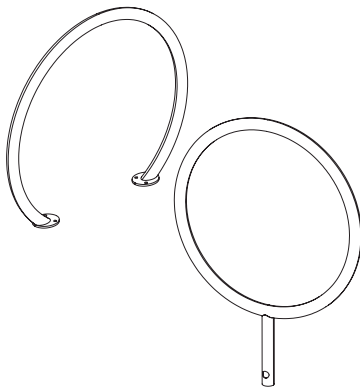
— BY ROBERTO SEMPRINI



PAINTED STEEL



STAINLESS STEEL



↓ 875 mm    ⊞ 50 mm    |↔| 875/1000 mm



# Flamingo

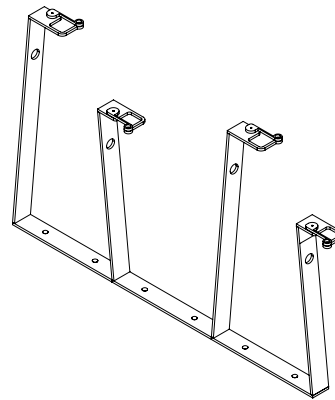
— BY RIGHETTO + PARTNERS



PAINTED STEEL



STAINLESS STEEL



↓ 680 / 1180 mm    ⊞ 232 mm    |↔| 790 / 870 mm

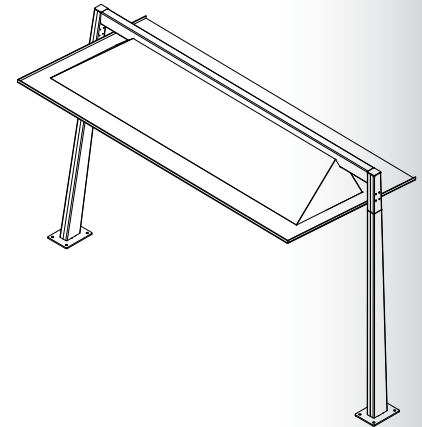


# Rhang

— BY RIGHETTO + PARTNERS



PAINTED STEEL



↓ 2291 mm    ⊞ 1480 mm    |↔| 3430 mm



NEW



# Vela

— BY GIBILLERO DESIGN



PAINTED STEEL



GALVANIZED STEEL



STAINLESS STEEL



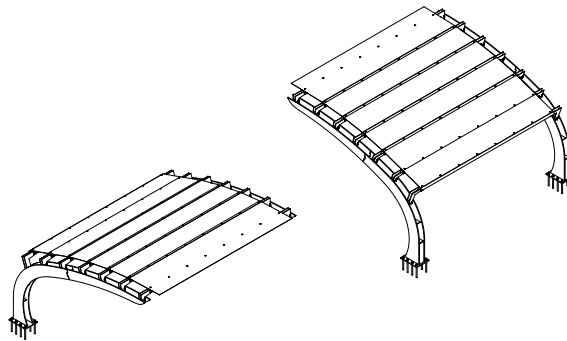
2915 mm



4700 mm



5030 mm





# Artu

— BY GIBILLERO DESIGN



PAINTED STEEL



STAINLESS STEEL



∩ 686 mm ∩ 673 mm |↔| 80 mm

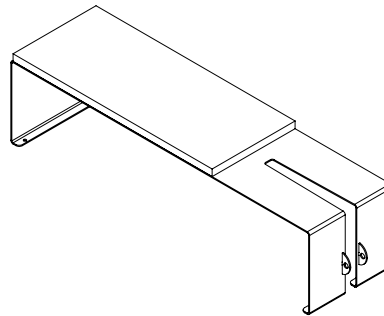


# B-Cycle

— BY LAB23



PAINTED STEEL  
+ WOOD/WPC



∩ 470 mm ∩ 500 mm |↔| 1800 mm



# Bomin

— BY GIBILLERO DESIGN



PAINTED STEEL



STAINLESS STEEL



∩ 363 mm ∩ 529 mm |↔| 80 mm





# Cornice

— BY GIBILLERO DESIGN




PAINTED STEEL



STAINLESS STEEL



∩ 1010 mm ∟ 120 mm |↔| 500 mm



TO COMPLETE THE 'EIGHT' COLLECTION  
BENCH / BOLLARD / BIN

# Eight

— BY LEONARDO BATTAGLINI



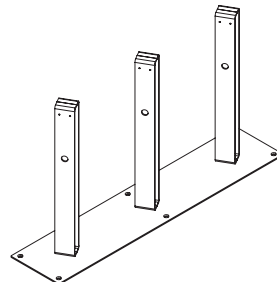
PAINTED STEEL



STAINLESS STEEL



∩ 800 mm ∟ 75 mm |↔| 90 mm



∩ 805 mm ∟ 300 mm |↔| 1400 mm



# Film

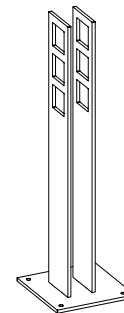
— BY LEONARDO BATTAGLINI



PAINTED STEEL



STAINLESS STEEL



∩ 700 mm ∟ 210 mm |↔| 210 mm



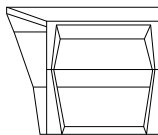
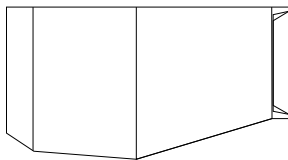
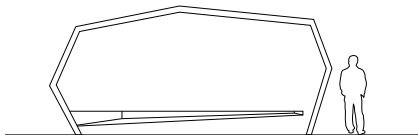


# Frame

— BY STÉPHANE CHAPELET



PAINTED STEEL  
+ GLASS



↑ 2900 mm    ▢ 3300 mm    |↔| 6300 mm



# Hook

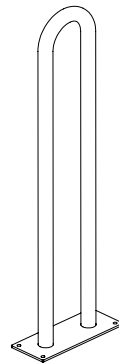
— BY LAB23



PAINTED STEEL



STAINLESS STEEL



↑ 1006 mm    ▢ 40/120 mm    |↔| 200/300 mm

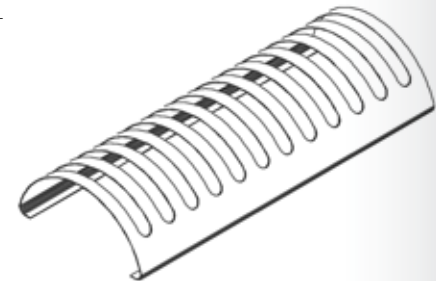


# Marty

— BY GIBILLERO DESIGN



PAINTED STEEL



↑ 290 mm    ▢ 577 mm    |↔| 1490 mm



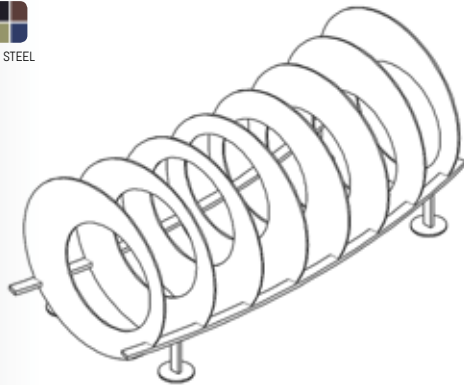


# Ola

— BY GIBILLERO DESIGN



PAINTED STEEL



↑ 500 mm    ▢ 559 mm    |↔| 1208 mm



TO COMPLETE THE 'OMEGA P' COLLECTION  
BOLLARD / ASHTRAY

# Omega bike rack

— BY GIBILLERO DESIGN




PAINTED STEEL



STAINLESS STEEL



↑ 840 mm    ▢ 120 mm    |↔| 220 mm

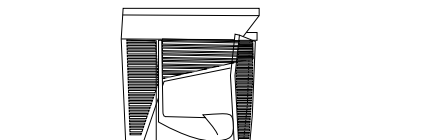
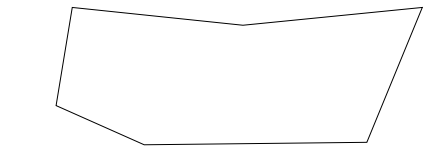
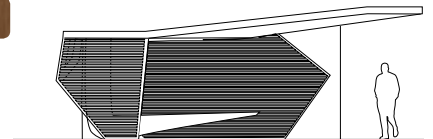


# Persiennes

— BY STÉPHANE CHAPELET



PAINTED STEEL  
+ GLASS  
+ WOOD



↑ 3000 mm    ▢ 2100 mm    |↔| 8400 mm





# Pitagora

— BY GIBILLERO DESIGN



PAINTED STEEL



GALVANIZED STEEL



↑ 286 mm    ▢ 614 mm    |↔| 950 mm



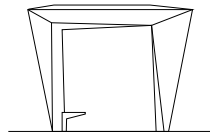
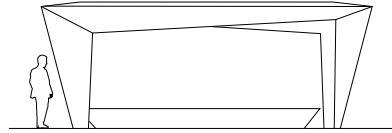
TO COMPLETE THE 'PURE' COLLECTION  
BENCH / FOUNTAIN / BARRIER / BIN

# Pure

— BY STÉPHANE CHAPELET



PAINTED STEEL  
+ GLASS



↑ 2700 mm    ▢ 2500 mm    |↔| 6000 mm

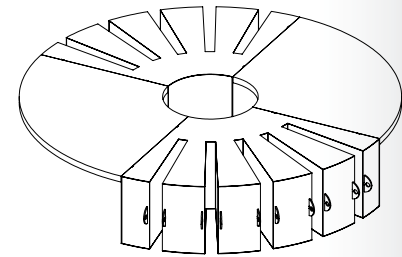


# Round B

— BY LAB23



PAINTED STEEL  
+ WOOD



↑ 450 mm    ← 2000 mm



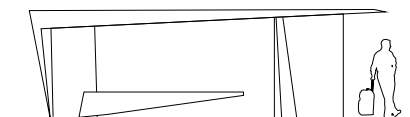


# Sanary

— BY STÉPHANE CHAPELET



PAINTED STEEL  
+ GLASS



∩ 2500 mm    ∟ 1800 mm    |↔| 5500 mm

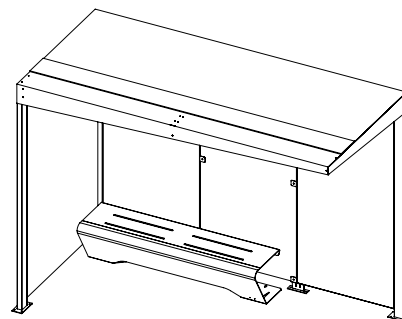


# Wind

— BY LAB23



PAINTED STEEL  
+ GLASS/  
POLYCARBONATE



∩ 2400 mm    ∟ 1502 mm    |↔| 3150 mm



# To inform

**Per informare  
L'information  
Para informar**

www.lab23.it



TOTEMS & PANELS

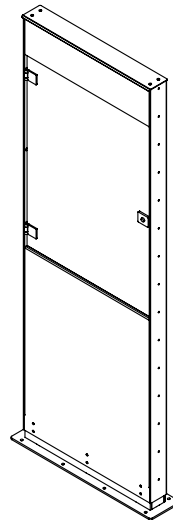
TOTEM E PANNELLI  
TOTEMS & PANNEAUX  
TÓTEMS Y PANELES





# message

— DESIGNED BY  
LAB23



COR-TEN® STEEL  
+ GLASS/  
POLYCARBONATE

PAINTED STEEL  
+ GLASS/  
POLYCARBONATE


↑↓ 2200 mm

◻ 180 mm

↔ 850 mm









PERCORSO ARCHEOLOGIA INDUSTRIALE  
 E ALESSANDRO ROSSI



Monumento al Tessitore

Questo monumento al lavoro di tutti del tessitore è un segno di forte impegno sociale. È la sintesi, realizzata dalla società governativa degli anni Trenta, di un'esperienza di lavoro e di vita che ha permesso di superare le condizioni di lavoro e di vita dei lavoratori tessitori. È un segno di un'esperienza di lavoro e di vita che ha permesso di superare le condizioni di lavoro e di vita dei lavoratori tessitori. È un segno di un'esperienza di lavoro e di vita che ha permesso di superare le condizioni di lavoro e di vita dei lavoratori tessitori.


The monument stands as a sign of the spirit of the times of those who lived in the textile industry. It is the synthesis, realized by the government company of the thirties, of an experience of work and life that has allowed to overcome the conditions of work and life of the textile workers. It is a sign of an experience of work and life that has allowed to overcome the conditions of work and life of the textile workers.





# Wayfinding

— DESIGNED BY  
LAB23



PAINTED STEEL

↓ 2040 mm

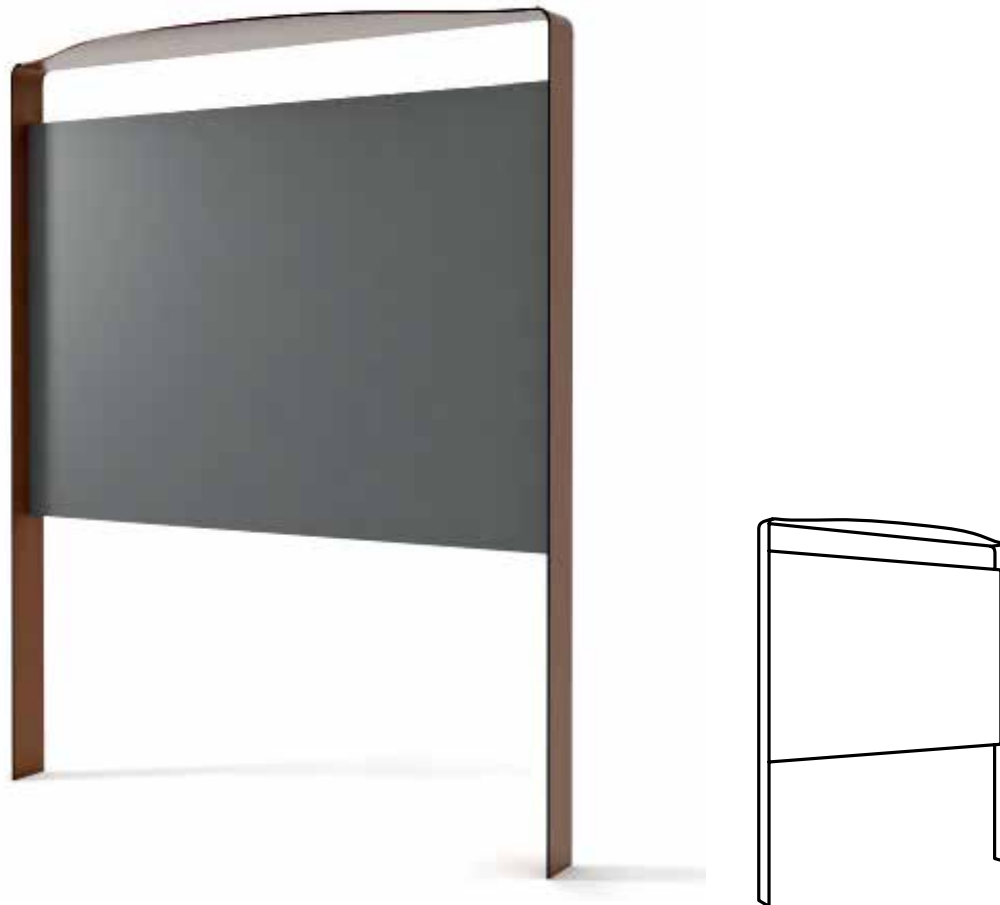
□ 80 mm

↔ 400 mm



# Fluxus

— DESIGNED BY  
ROBERTO SEMPRINI



PAINTED STEEL

↓ 2300 mm

□ 350 mm

↔ 1550 mm





TO COMPLETE THE  
'FLUXUS' COLLECTION



**Fluxus bench**  
pag 108



**Fluxus bike rack**  
pag 251



**Fluxus bin**  
pag 224

- ?
- 🍃
- 👥
- ☀️
- 🚶
- 🚲
- 🌿
- 🗑️
- 🚲
- 🚶
- 📱
- 📧



# We use both traditional and innovative materials to carry out unique and bespoke projects

- **Usiamo sia materiali tradizionali che innovativi per realizzare progetti unici**
- **Nous utilisons des matériaux traditionnels et innovants pour créer des designs uniques.**
- **Utilizamos materiales tanto tradicionales como innovadores para crear proyectos únicos**



NEW

## SMART FUNCTION

### PAINTED STEEL (RAL COLORS)



EN - Choose the ideal colour for your furniture yourself!

IT - **Scegliete voi stessi il colore ideale per i vostri mobili!**

FR - Choisissez vous-même la couleur idéale de votre mobilier !

ES - ¡Elija usted mismo el color ideal para su mobiliario!



EN - Some furniture can be equipped with a «smart» function: Wifi, USB port, Bluetooth...

IT - **Alcuni prodotti possono essere dotati di una funzione «intelligente»: Wifi, porta USB, bluetooth...**

FR - Certains produits peuvent être équipés d'une fonction «intelligente» : Wifi, port USB, Bluetooth...

ES - **Algunos productos pueden estar equipados con una función «inteligente»: Wifi, puerto USB, bluetooth ...**



NEW



# HPRC<sup>®</sup> High Performance Recycling Composite

- ..... 100% RECYCLABLE
- ..... REPAIRABLE
- ..... EASY TO CLEAN
- ..... ANTIGRAFFITI
- ..... ZERO MAINTENANCE



*EN* - Composite material, HPRC® is a malleable and highly performing material that allows the production of elements of any shape. HPRC® is characterised by its very high mechanical resistance (traction / compression) and im-permeability. It is highly resistant to shocks and atmospheric agents (salt, smog, ice, sand, etc.).

The smooth and material finish and the very high ability to disperse heat / cold make it a very comfortable material even in extreme climatic situations.

An anti-graffiti material and, if necessary, repairable thanks to the repair KIT supplied on request.

An ECOLOGICAL material, it is produced with at least 70% recycled and 100% recyclable material, and which meets the minimum environmental criteria (MEC) dictated by current regulations.

A material that makes today's product a resource for the future and that allows the transition to the circular economy.

*IT* - Il Materiale composito, l'HPRC® è un materiale malleabile ed altamente performante che consente la produzione di elementi di qualsiasi forma. HPRC® è caratterizzato da una elevatissima resistenza meccanica (trazione/ compressione) e dall'impermeabilità, è altamente resistente agli urti ed agli agenti atmosferici (salsedine, smog, ghiaccio, sabbia, etc.). La finitura liscia ed allo stesso tempo materica e l'elevatissima capacità di disperdere il calore/freddo lo rendono un materiale molto confortevole anche in situazioni climatiche estreme. Un materiale antigraffiti e, se necessario, riparabile grazie al KIT di riparazione fornito su richiesta. Un materiale ECOLOGICO, viene prodotto con almeno il 70% di materiale riciclato e riciclabile al 100% e che risponde ai criteri ambientali minimi (CAM) dettati dalle normative vigenti. Un materiale che rende il prodotto di oggi una risorsa per il futuro e che consente la transizione all'economia circolare.

+ 100% RICICLABILE + RIPARABILE + FACILE PULIZIA + ANTIGRAFFITI + ZERO MANUTENZIONE

*FR* - Le matériau composite, le HPRC®, est un matériau malléable à haute performance qui permet de produire des éléments de n'importe quelle forme. Le HPRC® se caractérise par une résistance mécanique (traction/compression) et une imperméabilité très élevées, il est très résistant aux impacts et aux agents atmosphériques (sel, pluie, pollution, gel, sable, etc.). Sa finition à la fois lisse et texturée et sa très grande capacité à dissiper la chaleur et le froid en font un matériau très confortable, même dans des situations climatiques extrêmes. Le matériau est anti-graffiti et est, si nécessaire, réparable grâce au KIT de réparation fourni sur demande. Matériau ECOLOGIQUE, il est produit avec au moins 70% de matériaux recyclés et est 100% recyclable. Il répond également aux critères environnementaux minimaux (CAM) dictés par la réglementation en vigueur. Ce matériau permet aux produits d'aujourd'hui de devenir une ressource pour l'avenir et favorise la transition vers une économie circulaire.

+ 100% RECYCLABLE + RÉPARABLE + FACILE À NETTOYER + ANTIGRAFFITI + ENTRETIEN ZÉRO

*ES* - El material compuesto, el HPRC® es un material maleable y de alto rendimiento que permite la producción de elementos de cualquier forma. HPRC® se caracteriza por una muy alta resistencia mecánica (tracción / compresión) e impermeabilidad, es altamente resistente a choques y agentes atmosféricos (salinidad, agua, arena, etc.). El acabado liso y al mismo tiempo del material y la altísima capacidad de dispersión del calor / frío lo convierten en un material muy cómodo incluso en situaciones climáticas extremas. Un material anti-graffiti y, si es necesario, reparable gracias al KIT de reparación suministrado bajo pedido. Un material ECOLÓGICO, se produce con al menos un 70% de material reciclado y 100% reciclable y que cumple con los criterios ambientales mínimos (CAM) que dicta la normativa vigente. Un material que convierte el producto de hoy en un recurso de futuro y que permite la transición a la economía circular.

+ 100% RECICLABLE + REPARABLE + FÁCIL LIMPIEZA + ANTIGRAFITI + CER0 MANTENIMIENTO



*EN* - AISI 316L is a stainless-steel alloy, one of the most resistant currently available on the market.

This alloy composed of carbon, nickel, chromium, titanium, niobium and tantalum, elements that ensure several technical properties:

- High resistance;
- Ease of maintenance; and
- Hygiene.

Thanks to its high resistance to the most difficult climate conditions, 316L Stainless Steel is highly sought-after for waterfront installations.

• *IT* - L'AISI 316L è una lega di acciaio inossidabile, una delle più resistenti disponibili sul mercato. Questa lega è composta da carbonio, nichel, cromo, titanio, niobio e tantalio, elementi che garantiscono diverse proprietà tecniche:

- Alta resistenza;
- Facilità di manutenzione;
- Igiene;

• Grazie alla sua alta resistenza alle condizioni climatiche più difficili, l'acciaio inossidabile 316L è molto ricercato, in particolare per gli sviluppi sul lungomare.

• *FR* - L'AISI 316L est un alliage d'acier inoxydable, l'un des plus résistants disponibles sur le marché. Cet alliage est composé de carbone, de nickel, de chrome, de titane, de niobium et de tantale, des éléments qui garantissent de remarquables propriétés techniques :

- Haute résistance, notamment à la corrosion;
- Facilité d'entretien ;
- Hygiène ;

En raison de sa grande résistance aux conditions météorologiques les plus difficiles, l'acier inoxydable 316L est très recherché, notamment pour les aménagements de bord de mer.

• *ES* - AISI 316L es una aleación de acero inoxidable, una de las más fuertes disponibles en el mercado. Esta aleación está compuesta por carbono, níquel, cromo, titanio, niobio y tantalio, elementos que garantizan distintas propiedades técnicas:

- Alta resistencia;
- Facilidad de mantenimiento;
- Higiene;

• Gracias a su alta resistencia a las condiciones climáticas más difíciles, el acero inoxidable 316L es muy buscado, especialmente para desarrollos frente al mar.



# Stainless steel

— FOLLOW THIS ICON  
IN THE CATALOG



STAINLESS STEEL





# Cor-ten® steel

FOLLOW THIS ICON  
IN THE CATALOG





*EN* - Corten is commonly defined as a living metal as it takes about 18-36 months to create its characteristic surface patina which has a variable orange / brown color and a matte finish. Corten steel is characterized by high structural and corrosion resistance. A material that does not deteriorate over time. A sore point, when water washes the surface, steel releases iron ions, creating streams of rust that can stain materials in contact with or adjacent to Corten itself. Corten steel is 100% recyclable.

- *IT* - Il Corten è comunemente definito un metallo vivo in quanto sono necessari circa 18-36 mesi perché si crei la patina superficiale che lo caratterizza, patina che ha un colore variabile arancione/marrone ed una finitura opaca. L'acciaio Corten è caratterizzato da una elevata resistenza strutturale ed alla corrosione. Un materiale che con il tempo non si rovina. Una nota dolente, quando l'acqua lava la superficie l'acciaio rilascia ioni di ferro creando colate di ruggine che possono macchiare i materiali adiacenti o in contatto con il Corten stesso. L'acciaio Corten è 100% riciclabile.

*FR* - L'acier Corten est généralement défini comme un métal vivant car il faut environ de 18 à 36 mois pour que la patine de surface qui le caractérise soit créée, une patine qui a une couleur orange / marron variable et une finition mate. L'acier Corten se caractérise par une résistance structurelle et anticorrosion élevée. Un matériau qui ne se détériore pas avec le temps. Un point sensible, lorsque l'eau lave la surface, l'acier libère des ions de fer créant des flux de rouille qui peuvent tacher les matériaux adjacents ou en contact avec le Corten lui-même. L'acier corten est 100% recyclable.

- *ES* - El Corten se define comúnmente como un metal vivo, ya que se necesitan entre 18 y 36 meses para crear la capa superficial que lo caracteriza, una capa que tiene un color naranja / marrón variable y un acabado mate. El acero Corten se caracteriza por una alta resistencia estructural a la corrosión. Un material que no se deteriora con el tiempo. Un punto doloroso, cuando el agua lava la superficie, el acero libera iones de hierro creando flujos de óxido que pueden manchar materiales adyacentes o en contacto con el propio Corten. El acero Corten es 100% reciclable.



*EN* - LAB23 uses exotic woods, such as Iroko and Okumè, among the materials chosen for its production, which stand out not only for their aesthetic appeal but also for their remarkable resistance.

Iroko is a tree native to the west coast of Africa. Its wood is similar in colour to teak and is appreciated for its remarkable resistance.

The Okumè tree comes from Gabon, Spanish Guinea, Cameroon and Congo. Its trunk generally has a maximum diameter of 2.5 metres. This wood is highly appreciated for its resistance, even in demanding contexts. It is used, for example, in the nautical sector, as well as in street furniture, since it lasts a long time even in the presence of mechanical and environmental stresses.

- *IT* - LAB23, tra i materiali scelti per le sue produzioni, usa legni esotici, che come l'Iroko e l'Okumè, spiccano non solo per la resa estetica, ma anche per la loro notevole resistenza.

- L'Iroko è un albero originario della costa occidentale dell'Africa, il cui legno somiglia nel colore al teak e si fa apprezzare per la notevole resistenza.

- L'Okumè proviene invece in particolare dal Gabon, dalla Guinea Spagnola, dal Camerun e dal Congo. Il suo tronco ha in genere un diametro massimo di 2,5 metri. Questo legno è molto apprezzato per la sua resistenza, anche in contesti impegnativi, viene ad esempio impiegato nella nautica, oltre che nell'arredo urbano, visto che dura a lungo anche in presenza di forti sollecitazioni meccaniche e ambientali.

*FR* - LAB23, a sélectionné plusieurs matériaux pour la réalisation de ses produits, dont des bois exotiques, tels que l'Iroko et l'Okumè, qui se distinguent non seulement par leur esthétique, mais aussi par leur remarquable résistance et leur durabilité.

L'Iroko est un arbre originaire de la côte ouest de l'Afrique, dont le bois ressemble au teck par sa couleur, il est apprécié pour sa remarquable résistance.

L'Okumè provient du Gabon, de la Guinée équatoriale, du Cameroun et du Congo. Son tronc a généralement un diamètre maximal de 2,5 mètres. Ce bois est très apprécié pour sa résistance, même dans des contextes exigeants, il est par exemple utilisé dans l'industrie nautique, ainsi que dans le mobilier urbain, car il offre une bonne durabilité même en présence de fortes contraintes mécaniques et environnementales.

- *ES* - LAB23, entre los materiales elegidos para su elaboración, utiliza maderas exóticas que, como Iroko y Okumè, destacan no solo por su atractivo estético, sino también por su notable resistencia.

- El iroko es un árbol originario de la costa occidental de África, cuya madera se asemeja al color de la teca y es apreciada por su notable resistencia.

- Por otro lado, Okumè proviene en particular de Gabón, Guinea Española, Camerún y Congo. Su tronco suele tener un diámetro máximo de 2,5 metros. Esta madera es muy apreciada por su resistencia, incluso en contextos desafiantes, por ejemplo, se utiliza en la navegación, así como en el mobiliario urbano, ya que dura mucho tiempo incluso en presencia de fuertes tensiones mecánicas y ambientales.



# Exotic woods

..... IROKO

..... OKUMÈ

— FOLLOW THIS ICON  
IN THE CATALOG





**Larice**

**WPC**



*EN* - Among the types of wood used by LAB23, there is also Siberian Larch, which, unlike other types of larch, is characterised by the very low presence of knots, parts of the plant that cannot be used, thus reducing production waste. Larch is a very stable and resistant wood thanks to its high mechanical capacity and its excellent elasticity/resistance ratio.

WPC - Wood Plastics Composite, composite wood, which represents the most innovative scientific and technological answer against the rapid degradation of common wood in certain situations. The ecological and economic problems of the use of wood in street furniture are considerable and can be well resolved by the WPC. The WPC is composed of raw wood flour, resulting from the selected reuse of materials from the timber industry and an ecological polyolefin plastic component that has a protective and waterproofing function. This innovative material maintains the warmth and elegance of wood while combining the many advantages of a plastic material. The maintenance of this material consists of washing with water and normal household detergents.

**IT - Tra le varietà di legno utilizzate da LAB23, vi è anche il Larice siberiano, che, a differenza degli altre tipologie di larice, si caratterizza per la bassissima presenza di nodi, quindi parti della pianta non utilizzabili, riducendo così lo scarto di produzione. Il larice è un legno molto stabile e resistente grazie alle sue elevate capacità meccaniche ed all'ottimo rapporto elasticità/resistenza.**

**WPC - Wood Plastics Composite, legno composito, che rappresenta la risposta scientifica e tecnologica più innovativa contro il rapido degrado del comune legno in determinate situazioni. Le problematiche ecologiche ed economiche dell'impiego del legno nell'arredo urbano sono notevoli e possono essere ben risolte dal WPC. Il WPC è composto da farina di legno grezzo, derivante dal riutilizzo selezionato di materiali dell'industria del legname e da una componente plastica poliolefinica ecologica che ha funzione protettiva ed impermeabilizzante. Questo innovativo materiale mantiene il calore e l'eleganza del legno sposando al contempo i non pochi vantaggi di una materia plastica. La manutenzione di questo materiale consiste in un semplice lavaggio con acqua e normali detergenti domestici.**

*FR* - Parmi les variétés de bois utilisées par LAB23, il y a également le mélèze de Sibérie qui, contrairement aux autres types de mélèze, se caractérise par la très faible présence de nœuds, c'est-à-dire de parties du matériau qui ne peuvent pas être utilisées, ce qui réduit les déchets de production. Le mélèze est un bois très stable et résistant grâce à sa grande capacité mécanique et à son excellent rapport élasticité/résistance.

WPC – Le Wood Plastics Composite, représente la réponse scientifique et technologique la plus innovante contre la dégradation rapide du bois naturel dans certaines situations. Les problèmes écologiques et économiques liés à l'utilisation du bois dans le mobilier urbain sont considérables et peuvent être résolus par le WPC. Le WPC est composé de poudre de bois brute, issue de la réutilisation sélective de matériaux provenant de l'industrie du bois, et d'un composant plastique polyoléfinique écologique qui a une fonction de protection et d'étanchéité. Ce matériau innovant conserve la chaleur et l'élégance du bois tout en combinant les nombreux avantages d'une matière plastique. L'entretien de ce matériau se résume en un simple lavage à l'eau et aux détergents ménagers habituels.

**ES - Entre las variedades de madera utilizadas por LAB23, también se encuentra el alerce siberiano, que, a diferencia de los otros tipos de alerce, se caracteriza por la muy baja presencia de nudos, por lo tanto, partes de la planta que no se pueden aprovechar, reduciendo así el desperdicio de producción. El alerce es una madera muy estable y resistente gracias a sus altas capacidades mecánicas y su excelente relación elasticidad / resistencia.**

**WPC - Wood Plastics Composite, madera Técnica, que representa la respuesta científica y tecnológica más innovadora contra la rápida degradación de la madera común en determinadas situaciones. Los problemas ecológicos y económicos del uso de la madera en el mobiliario urbano son considerables y pueden ser bien resueltos por el WPC. El WPC está compuesto por harina de madera en bruto, resultado de la reutilización seleccionada de materiales de la industria maderera y un componente plástico poliolefinico ecológico que tiene una función protectora e impermeabilizante. Este material innovador mantiene la calidez y la elegancia de la madera al tiempo que combina las muchas ventajas de un material plástico. El mantenimiento de este material consiste en un simple lavado con agua y detergentes domésticos habituales.**



*EN* - High performance concrete with selected marble aggregates and controlled granulometry. A mix of high-quality cements, fibres, and crushed aggregates capable of ensuring high mechanical resistance. A new generation compound is used in the mix which makes our concrete more compact, waterproof, and more resistant, thus making it more durable over time and with a better appearance. Available treatments: anti-degradation and anti-graffiti. Available finishes: Silk (smooth), sandblasted, bush-hammered and polished.

- *IT* - Cemento ad alte prestazioni con inserti di Marmo selezionato ed a granulometria controllata. Un mix di cementi, fibre ed aggregati di frantumazione di alta qualità capaci di assicurare un'elevata resistenza meccanica. Nel mix viene utilizzato un compound di nuova generazione che rende il nostro cemento più compatto, più impermeabile e più resistente, rendendolo così più durevole nel tempo e con un miglior aspetto. Trattamenti disponibili: antidegrado ed antigraffiti. Finiture disponibili: Seta (liscia), sabbiata, bocciardata e levigata.

*FR* - Béton haute performance avec inserts en marbre et granulométrie contrôlée. Il consiste en un mélange de ciments de haute qualité, de fibres et de granulats concassés capables d'assurer une résistance mécanique élevée. Un composé de nouvelle génération est utilisé dans le mélange. Cela rend notre ciment plus compact, plus imperméable et plus résistant, et donc plus durable dans le temps tout en ayant un aspect plus valorisant qu'un béton classique. Traitements disponibles : anti-dégradation et anti-graffiti. Finitions disponibles : soie (lisse), sablé, bouchardé et poli.

- *ES* - Hormigón de alto rendimiento con inserciones de mármol seleccionado y granulometría controlada. Una mezcla de cementos, fibras y áridos trituradores de alta calidad capaz de garantizar una alta resistencia mecánica. En la mezcla se utiliza un compuesto de nueva generación que hace que nuestro hormigón sea más compacto, más impermeable y más resistente, lo que lo hace más duradero en el tiempo y con una mejor apariencia. Tratamientos disponibles: anti-degradación y anti-graffiti. Acabados disponibles: Seda (liso), arenado, abujardado y bruñido.



# Concrete

— FOLLOW THIS ICON  
IN THE CATALOG



CONCRETE UHPC



# Galvanized steel

FOLLOW THIS ICON  
IN THE CATALOG



GALVANIZED STEEL





*EN* - Galvanized steel consists of a metal alloy made up of iron and carbon, to which a «galvanisation» process is applied to optimise its ability to withstand stress. Galvanisation is the action of covering a part with a layer of zinc in order to protect it against corrosion, making it a very resistant coating, and with such a special aesthetic appeal, for outdoor furniture.

- *IT* - **L'acciaio galvanizzato è costituito da una lega metallica di ferro e carbonio a cui viene applicato un processo di «galvanizzazione» per ottimizzarne la capacità di resistenza alle sollecitazioni. La galvanizzazione è l'azione di rivestimento con uno strato di zinco per proteggerla dalla corrosione, rendendola un rivestimento molto resistente, con un fascino estetico così speciale, perfetta per mobili da esterno.**

*FR* - L'acier galvanisé est constitué d'un alliage métallique de fer et de carbone auquel on applique un procédé de «galvanisation» pour optimiser sa résistance aux contraintes environnementales. La galvanisation est l'action de le recouvrir d'une couche de zinc pour le protéger de la corrosion, ce qui en fait un revêtement très résistant et à l'esthétique caractéristique, particulièrement adaptée au mobilier d'extérieur.

- *ES* - **El acero galvanizado consiste en una aleación metálica de hierro y carbono a la que se le aplica un proceso de «galvanización» para optimizar su resistencia a la tensión. La galvanización es la acción de revestir con una capa de zinc para protegerlo de la corrosión, convirtiéndolo en un revestimiento muy resistente, con un atractivo estético tan especial, perfecto para mobiliario de exterior.**

EN - LAB23 in collaboration with the Italian company of reference in the field of electric heating, has developed sitWARM®, a technology that heats the surface of outdoor seating furniture in a safe and economical way.

SitWARM® allows a homogeneous distribution of the radiant energy that eliminates the presence of cold zones and that considerably reduces the power requirement for its supply. A uniform and constant source of heat that guarantees a very high level of comfort.

SitWARM® does not produce electromagnetic emissions, which makes its use safe for health, and it does not require any maintenance after installation. An ecological technology (patented) but at the same time highly performing that guarantees a seat temperature that varies between 30°C and 45°C (depending on the place of installation), always comfortable temperatures that do not risk becoming uncomfortable for the user. Switching on and off is very easy and is programmable at any time.

SitWARM® technology can be installed in many of our products.

IT - LAB23 in collaborazione con l'Azienda Italiana di riferimento nel settore del riscaldamento elettrico, ha sviluppato sitWARM®, una tecnologia che consente di riscaldare la superficie delle sedute per esterni in modo sicuro ed economico.

SitWARM® consente una distribuzione omogenea dell'energia radiante che elimina completamente la presenza di zone fredde e che fa diminuire notevolmente il fabbisogno energetico per la sua alimentazione. Una fonte di calore uniforme e costante che garantisce un elevatissimo comfort.

SitWARM® non produce emissioni elettromagnetiche, il che ne rende l'utilizzo sicuro per la salute, inoltre non necessita di alcuna manutenzione dopo l'installazione. Una tecnologia ecologica (brevettata) ma allo stesso tempo altamente performante che garantisce una temperatura alla seduta che varia tra i 30 ed i 45 °C (a seconda del luogo di installazione), temperature sempre confortevoli che non rischiano di diventare fastidiose per l'utilizzatore. La sua accensione ed il suo spegnimento sono programmabili molto facilmente ed in qualsiasi momento.

La tecnologia SitWARM® può essere installata in molti dei nostri prodotti.

FR - LAB23, en collaboration avec la société italienne de référence dans le domaine du chauffage électrique, a développé SitWARM®, une technologie qui permet de chauffer la surface des sièges d'extérieur de manière sûre et économique.

SitWARM® permet une distribution homogène de l'énergie radiante qui élimine complètement la présence de zones froides et diminue considérablement ses besoins en énergie. La source de chaleur uniforme et constante garantit un très grand confort.

Le SitWARM® ne produit pas d'émissions électromagnétiques, ce qui rend son utilisation sans danger pour la santé, et ne nécessite pas non plus de maintenance après son installation. Une technologie écologique (brevetée) et en même temps très performante qui garantit une température du siège comprise entre 30 et 45°C (selon le lieu d'installation), des températures toujours confortables, et sans sensation d'inconfort pour l'utilisateur. Sa mise en marche et son arrêt peuvent être programmés très facilement et à tout moment.

La technologie SitWARM® peut être installée dans plusieurs de nos produits.

ES - LAB23 en colaboración con la empresa italiana de referencia en el sector de la calefacción eléctrica, ha desarrollado sitWARM®, una tecnología que permite calentar la superficie de los asientos al aire libre de forma segura y económica.

SitWARM® permite una distribución homogénea de la energía radiante que elimina por completo la presencia de zonas frías y que disminuye significativamente los requerimientos energéticos para su suministro eléctrico. Una fuente de calor uniforme y constante que garantiza un confort muy elevado.

SitWARM® no produce emisiones electromagnéticas, lo que hace que su uso sea seguro para la salud y no requiere ningún mantenimiento después de la instalación. Una tecnología ecológica (patentada) pero a la vez de alto rendimiento que garantiza una temperatura del asiento que varía entre 30 y 45 °C (según el lugar de instalación), temperaturas siempre cómodas que no corren el riesgo de volverse molestas para el usuario. Su encendido y apagado se puede programar de forma muy sencilla y en cualquier momento.

La tecnología SitWARM® se puede instalar en muchos de nuestros productos.



NEW

# SitWARM®



- ?
- 🍃
- 👥
- ☀️
- 🪑
- 🪵
- 🌿
- 🗑️
- 🚲
- 🧑
- 🏠
- ✉️


— FOLLOW THIS ICON  
IN THE CATALOG



# You imagine, we develop

- Voi immaginate, noi sviluppiamo
- Vous imaginez, nous développons
- Te imaginas, nosotros desarrollamos





**EN** - LAB23 has always accompanied its clients in the study and development of tailor-made projects, placing all its experience and know-how at their disposal. Over time, the «customised projects» division has become increasingly important and the number of projects is growing.

A team of professionals who study and research on a daily basis in order to make the projects that clients entrust to them unique and inimitable. A work carried out with the passion of those whose primary objective is customer satisfaction and the awareness that innovation and respect for the environment in which we live is essential.

Products characterised by a refined design, by classic attention to detail of the best Italian craftsmanship and a perfection that only the most modern machines can guarantee.

**IT** - LAB23 accompagna da sempre i proprio clienti nello studio e nello sviluppo di progetti su misura, mettendo a loro disposizione tutta la propria esperienza ed il proprio know-how. Nel tempo da divisione "progetti su misura" è diventata sempre più importante ed i progetti sempre più numerosi.

**Un team di professionisti che quotidianamente studia e ricerca per rendere unici ed inconfondibili i progetti che i clienti gli affidano. Un lavoro svolto con la passione di chi ha come obiettivo primario la soddisfazione del cliente e la consapevolezza che innovazione e rispetto per l'ambiente in cui viviamo sono fondamentali.**

**Prodotti caratterizzati da un design ricercato, da una cura del dettaglio classica della migliore artigianalità italiana e dalla perfezione che solo i più moderni macchinari possono garantire.**

**FR** - LAB23 accompagne toujours ses clients dans l'étude et le développement de projets personnalisés, en mettant à leur disposition toute son expérience et son savoir-faire. Au fil du temps, la division «projets personnalisés» est devenue de plus en plus importante et les projets de plus en plus nombreux.

Une équipe de professionnels qui étudie et recherche quotidiennement pour personnaliser et rendre uniques les projets que les clients leur confient. Un travail réalisé avec la passion de ceux dont l'objectif premier est la satisfaction du client et la conscience que l'innovation et le respect de l'environnement dans lequel nous vivons sont fondamentaux.

Des produits caractérisés par un design raffiné, par un souci du détail caractéristique du meilleur artisanat italien et par une perfection que seules les mises en œuvre les plus modernes peuvent garantir.


**ES** - LAB23 siempre ha acompañado a sus clientes en el estudio y desarrollo de proyectos a medida, aportándoles toda su experiencia y saber hacer. Con el tiempo, de la división de «proyectos a medida» se ha ido volviendo cada vez más importante y cada vez más proyectos.

Un equipo de profesionales que día a día estudian e investigan para hacer únicos e inconfundibles los proyectos que los clientes les confían. Un trabajo realizado con la pasión de quienes tienen como objetivo primordial la satisfacción del cliente y la conciencia de que la innovación y el respeto por el entorno en el que vivimos son fundamentales.

Productos caracterizados por un diseño refinado, por una atención clásica al detalle de la mejor artesanía italiana y por la perfección que solo la maquinaria más moderna puede garantizar.



# Your Project











# LAB23

supreme urban living

..... **LAB23 ITALY**

TEL. +39 041 54 09 697  
FAX +39 041 54 01 566

INFO@LAB23.IT

Member of archiexpo®  
Member of archiproducts®

## **CREDITS**

THANKS TO OUR DESIGNERS FOR THEIR  
VISUAL ARTS AND PHOTOS  
GRAPHIC DESIGN - CAMILLE LAUREAU

MADE IN FRANCE, PRINTED IN ITALY  
COPYRIGHT 2021 - LAB23  
ALL RIGHTS RESERVED

**LAB23 FRANCE**

COMMERCIAL@LAB23.FR



[www.lab23.it](http://www.lab23.it)